

 **SLV** Profishop
EXPERIENCE LIGHT

powered by

KS

BIG WHITE[®]

OUTDOOR 2024

 **SLV**
EXPERIENCE LIGHT



KS Profishop für SLV Leuchten: seit mehr als 30 Jahren Ihr starker Partner für SLV Produkte

ABHOLZENTRUM IN ESSEN

Seit über **30 Jahren** ergänzt KS Licht- und Elektrotechnik GmbH die Produkte und Leistungen von SLV mit einer Vielzahl von Serviceleistungen. Wir unterhalten für Sie ein Abholzentrum für SLV Produkte mitten im Herzen des Ruhrgebiets, in dem Sie die im Profishop bestellte Ware kurzfristig abholen können.

SLV LEUCHTEN LIVE ERLEBEN

Auf mehr als 300 m² Ausstellungsfläche präsentieren wir Ihnen eine große Auswahl von SLV Leuchten. Hier beraten Sie unsere fachlich geschulten Berater und Lichtplaner persönlich. Gleichzeitig können Sie unsere Ausstellung nutzen, um Ihren Kunden SLV Leuchten in Funktion und Wirkung zu präsentieren. Überzeugen Sie sich von der Qualität unserer Außenleuchten in unserer Outdoor-Ausstellung.

KOSTENLOSE LICHTPLANUNG

Wir entwickeln mit Ihnen und nach Ihren Bedürfnissen praxisorientierte Lichtlösungen. Ob für Geschäftsräume, Verkaufsräume oder privates Ambiente: Unsere Lichtplaner haben immer die passenden Konzepte für eine bedarfsorientierte und energetisch sinnvolle Lösung parat. Gerne berechnen wir für Sie die Amortisationszeit Ihrer neuen, energiesparenden LED-Beleuchtung.

KS PROFISHOP FÜR SLV LEUCHTEN

In unserem SLV Profishop unter www.profishop.online finden Sie alles, was Sie bei Ihrer täglichen Arbeit unterstützt:

- Aktuelle Sonderangebote und Neuheiten
- Onlineprüfung der Warenverfügbarkeit
- Alle Ersatzteile bequem finden und bestellen
- Schnellbestellformular
- Alle Kataloge zum Downloaden oder als Blätterkatalog mit Produktlinks
- Konfiguratoren für Leuchtensysteme
- Ausschreibungstexte, Lichtverteilungskurven/LDT-Plugins und Schnellrechentabellen



SLV Profishop powered by

KS Licht- u. Elektrotechnik GmbH
Manderscheidstr. 8c
45141 Essen

Tel.: +49 (0) 201-89924-0
Fax: +49 (0) 201-89924-124

Onlineshop: www.profishop.online
Email: Online-Shop@KS-Germany.com








Besuchen Sie uns vor Ort oder rufen Sie uns an:

Montag - Donnerstag durchgehend von 08.00 Uhr bis 16.30 Uhr
Freitag durchgehend von 08.00 Uhr bis 15.00 Uhr

Scannen Sie den Link zu unserem Schnellbestellformular und erhalten Sie aktuelle Informationen über die Warenverfügbarkeit!



www.profishop.online/schnellbestellformular

	Mobile Leuchten und Standleuchten	004
	Strahler	097
	Wandleuchten	115
	Deckenleuchten	197
	Wand- und Deckenleuchten	213
	Einbauleuchten	229
	Bodeneinbauleuchten	239

ZUBEHÖR

	Leuchtmittel	269
	Zubehörteile	277



NEW

LED
VINOLINA ONE | 007



NEW

LED
VINOLINA | 007



NEW

LED
VINOLINA TWO | 009



LED
TONILA | 011



NEW

LED
TAHA | 011



NEW

SCKET
S-TUBE 32/75 | 013



NEW

SCKET
PHOTONI 45/75 | 015



NEW

LED
S-CUBE 35/75 | 017




NEW

LED
R-CUBE 35/70 | 019



NEW

LED
LID I 75 | 021



NEW

LED
LID I 45 | 021



NEW

LED
I-RING | 023



NEW

LED
M-POL S | 024



NEW

LED
M-POL S | 025



LED
M-POL S | 026



LED
M-POL S | 027



LED
M-POL S | 028



LED
M-POL M | 029



LED
M-POL M | 030



LED
M-POL M | 031



M-POL 30/60/90 | 033



SCKET
CONCRETO | 037



SCKET
CONCRETO | 037



LED
ESKINA
FRAME 45/75 | 039



LED
ESKINA
FRAME 75 | 039



LED
ESKINA FRAME
125/175 | 040



LED
ESKINA 30/80 | 041



LED
LOGS 40/70 | 043



SCKET
GRAFIT 30/60/90 | 045



SCKET
GRAFIT 30/60/90 | 047



LED
QUADRULO | 049



LED
RUSTY®
SLOT 50/80 | 050



SCKET
RUSTY®
SLOT 50/80 | 051



SCKET
RUSTY®
PATHLIGHT | 052



LED
RUSTY® 40/70 | 053



SCKET
RUSTY® 40/70 | 053



SCKET
RUSTY®
CONE 24 | 055



SCKET
RUSTY®
CONE 40/70 | 055



SCKET
RUSTY® 40/70 | 056



SCKET
ARROCK
GRANITE 40/70 | 057



SCKET
ARROCK
ARC | 058



LED
ARROCK
STONE 50/75 | 059



SCKET
ARROCK SLOT | 059



LED
L-LINE OUT 30 | 060



LED
L-LINE OUT 60 | 061



LED
L-LINE
OUT 50/80 | 061



SCKET
THEO
PATHLIGHT | 062



LED
OVALISK 75/100 | 063



SCKET
GLOO PURE
27/44/70 | 065



SCKET
ROTOBALL
25/40/50 | 067



SCKET
PHOTONIA | 069



SCKET
PHOTONIA | 069



SCKET
OTOS GLAS | 069



SCKET
CUBIX | 070



SCKET
CONE | 070



SCKET
MOLAT | 071



SCKET
MOLAT | 071



SCKET
LISENNE 40/70 | 072



SCKET
ADEGAN
MANILA | 073



SCKET
ADEGAN | 073



SCKET
ALPA MUSHROOM
45/75 | 075



SCKET
ALPA CONE 100 | 075



LED
APONI 90/120 | 076



LED
TRUST 30/60 | 077



SCKET
BIG NAILS 50/80 | 078



SCKET
ROX ACRYL
30/60/90 | 079




SCKET
VAP SLIM
30/60/90 | 081



SCKET
C-POL | 082



SCKET
F-POL | 082



SCKET
SQUARE
POLE 30/60/90 | 083



LED
SLOTS 45/65 | 085



LED
H-POL 30/60 | 086



LED
H-POL TWIN
30/60 | 087



LED
SLOTBOX 40/70 | 088



LED
FLATT 65/100 | 089



LED
ABRIDOR 60/100 | 091



LED
IPERI 50 | 091



SCKET
QUADRASYL 75 | 092



LED
QUAD POLE | 093



LED
BOOKAT | 093



LED
RASCALI 45/65 | 094




SCKET
MYRA SPOT | 095



SCKET
SITRA 360 | 095



1007357 007

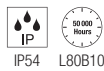
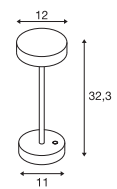
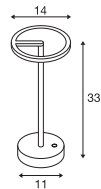



1007360 007




VINOLINA ONE TL, Akku

VINOLINA TL, Akku



5V Batteriebetrieb
Systemleistung: 2.5W
Material: Aluminium

- Laufzeit 12h
- Ladezeit 7h
- inkl. Ladeplatte
- exkl. Netzteil
- USB A



5V Batteriebetrieb
Systemleistung: 2.2W
Material: Aluminium

- Laufzeit 12h
- Ladezeit 7h
- inkl. Ladeplatte
- exkl. Netzteil
- USB A



Down 125lm | 2700K



Down 130lm | 2700K | 130lm | 3000K

Variante	Art.Nr.	EUR
● schwarz	1007359	139,00
○ weiß	1007357	139,00
● rost	1007358	139,00


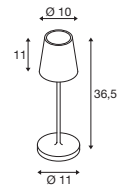
Variante	Art.Nr.	EUR
● schwarz	1007362	139,00
○ weiß	1007360	139,00
● rost	1007361	139,00



1007697 009



VINOLINA TWO TL, Akku



IP65 L70B20

5V Batteriebetrieb
Systemleistung: 2W
Material: Aluminium

- Touch dimmbar
- Laufzeit 10h
- Ladezeit 5h
- inkl. Ladestation für eine Leuchte



Down 190lm | 2200K
2700K
3000K

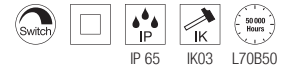
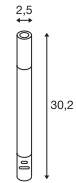
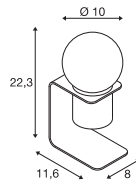
Variante	Art.Nr.	EUR
● schwarz	1007693	139,00
○ weiß	1007692	139,00
● sand	1007697	139,00
● rost	1007695	139,00
● rot	1007694	139,00
● lindgrün	1007696	139,00





TONILA TL

TAHA Leuchten-Set, Akku



5VBatteriebetrieb
Systemleistung: 1.6W
Material: Aluminium / Kunststoff

- Batterie 3.6V 2000mAh inkl.
- Netzteil exkl. USB Ladegerät 5V DC/1-2A benötigt. Für MINI-USB Ladekabel
- Durch Taster in 3 Stufen dimmbar

100-240V ~50/60Hz | 5V Batteriebetrieb
Systemleistung: 5W
Max. U-out Treiber: 5V DC
Material: Aluminium / Kunststoff

- inkl. Ladekabel




Down 90lm | 2700K



Down 200lm | 2700K

Variante	Art.Nr.	EUR
● schwarz	1002583	118,00

Variante	Art.Nr.	EUR
● schwarz	1007380	159,00
● gelb		



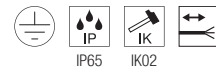
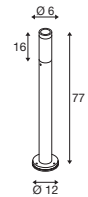
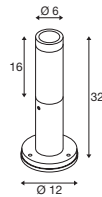
1007651 013

1007652 013



S-TUBE 32 Pole, GU10

S-TUBE 75 Pole, GU10



220-240V ~50/60Hz
Material: Aluminium

220-240V ~50/60Hz
Material: Aluminium

- offenes Kabelende

- offenes Kabelende

SOCKET **INSIDE** <10
W

SOCKET **INSIDE** <10
W

Socket: 1xGU10 max. Ø: 5 cm | L: 5.5 cm

Socket: 1xGU10 max. Ø: 5 cm | L: 5.5 cm

Variante	Art.Nr.	EUR
● schwarz	1007651	84,00

Variante	Art.Nr.	EUR
● schwarz	1007652	134,00



LED GU10 51mm | 6W | 38°
2700K | 450lm | EEK=F
6kWh/1000h



Art. Nr.: 1005077 | 7,50 EUR



LED GU10 51mm | 6W | 38°
2700K | 450lm | EEK=F
6kWh/1000h



Art. Nr.: 1005077 | 7,50 EUR



Artikel	Art.Nr.	EUR
Verbindungsbox IP68, 3-polig		
● schwarz	228730	23,00



Artikel	Art.Nr.	EUR
Verbindungsbox IP68, 3-polig		
● schwarz	228730	23,00




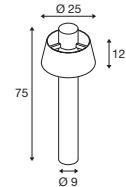
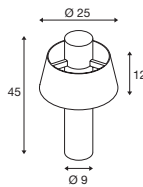
1007587 015

1007584 015



PHOTONI 45 Pole, E27

PHOTONI 75 Pole, E27



220-240V ~50/60Hz
Material: Aluminium

220-240V ~50/60Hz
Material: Aluminium

- IP Anschlussbox
- sea-air-resistant

- IP Anschlussbox
- sea-air-resistant



Socket: 1xE27 max. Ø: 6 cm L: 11.6 cm

Socket: 1xE27 max. Ø: 6 cm L: 11.6 cm

Variante	Art.Nr.	EUR
● schwarz	1007587	179,00
● rost	1007583	179,00

Variante	Art.Nr.	EUR
● schwarz	1007584	199,00
● rost	1007580	199,00



A60 | 7.5W | 180°
2700K | 720lm | EEK=F
8kWh/1000h




Art. Nr.: 1005305 | 19,00 EUR



A60 | 7.5W | 180°
2700K | 720lm | EEK=F
8kWh/1000h

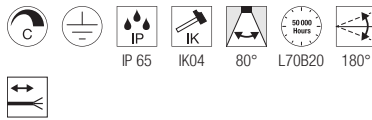
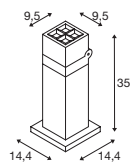


Art. Nr.: 1005305 | 19,00 EUR





S-CUBE 35 Pole



220-240V ~50/60Hz | 350mA
Systemleistung: 15W
Material: Aluminium

- offenes Kabelende



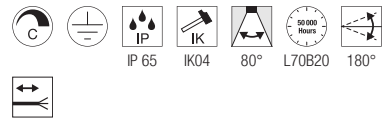
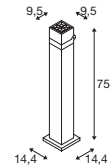
Down 1000lm | 2700K | 1200lm | 3000K

Variante	Art.Nr.	EUR
● anthrazit	1007460	● 199,00



Artikel	Art.Nr.	EUR
Verbindungsbox IP68, 3-polig		
● schwarz	228730	23,00

S-CUBE 75 Pole



220-240V ~50/60Hz | 350mA
Systemleistung: 15W
Material: Aluminium

- offenes Kabelende



Down 1000lm | 2700K | 1200lm | 3000K

Variante	Art.Nr.	EUR
● anthrazit	1007459	● 234,00



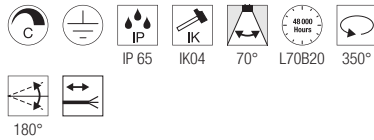
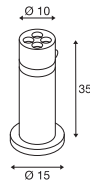

Artikel	Art.Nr.	EUR
Verbindungsbox IP68, 3-polig		
● schwarz	228730	23,00



1007513 019



R-CUBE 35 Pole



220-240V ~50/60Hz | 350mA
 Systemleistung: 15W
 Material: Aluminium

- offenes Kabelende



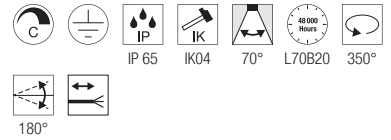
Down 800lm | 2700K | 800lm | 3000K

Variante	Art.Nr.	EUR
● anthrazit	1007513	● 199,00



Artikel	Art.Nr.	EUR
Verbindungsbox IP68, 3-polig		
● schwarz	228730	23,00

R-CUBE 75 Pole



220-240V ~50/60Hz | 350mA
 Systemleistung: 15W
 Material: Aluminium

- offenes Kabelende



Down 800lm | 2700K | 800lm | 3000K

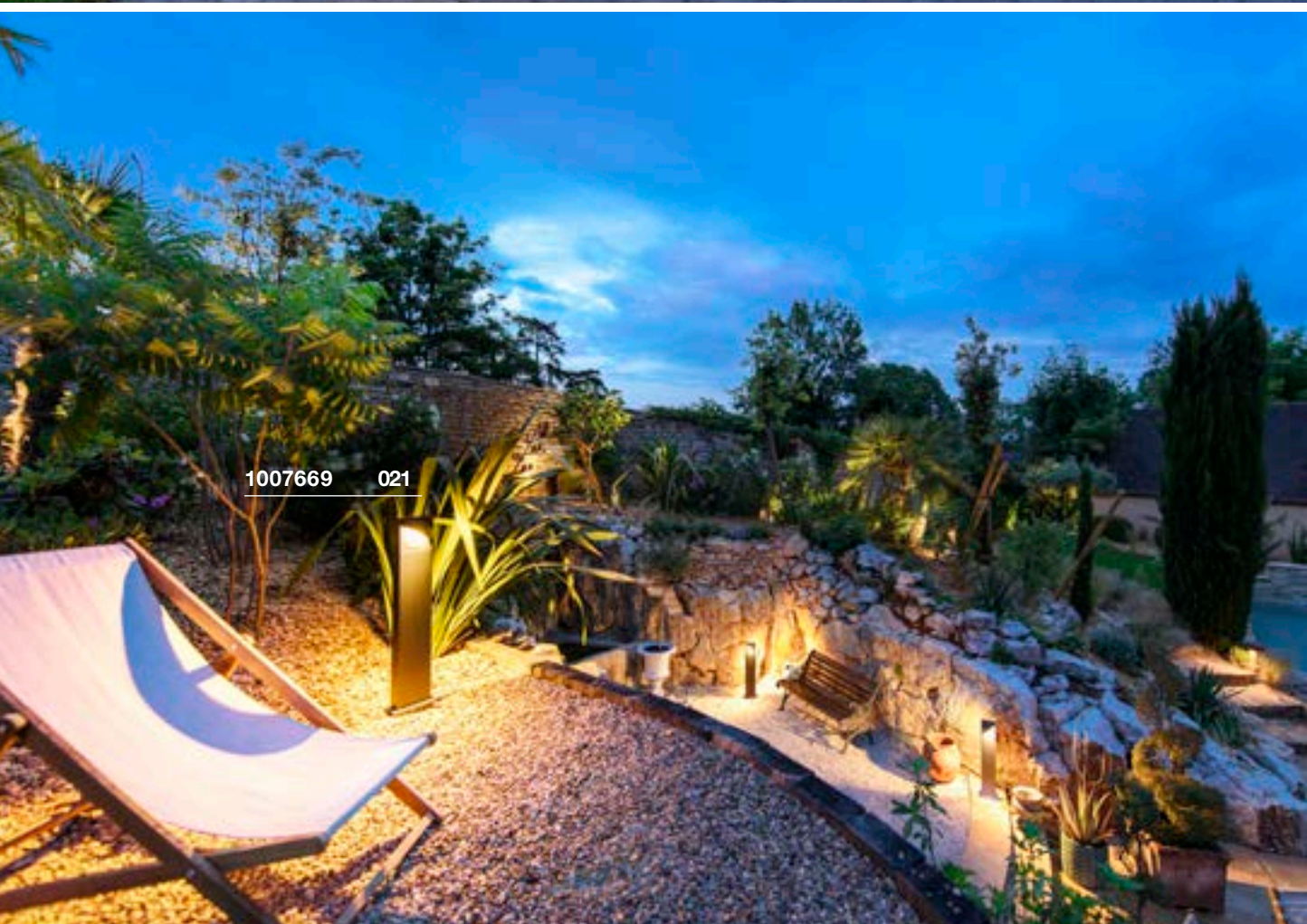
Variante	Art.Nr.	EUR
● anthrazit	1007512	● 234,00



Artikel	Art.Nr.	EUR
Verbindungsbox IP68, 3-polig		
● schwarz	228730	23,00



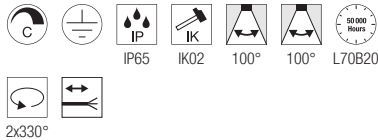
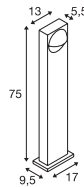
1007670 021



1007669 021



LID I 75 Pole, double



220-240V ~50/60Hz | 700mA
Systemleistung: 29W
Material: Aluminium

- offenes Kabelende



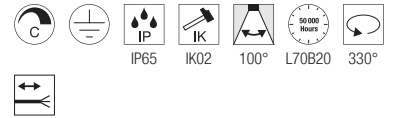
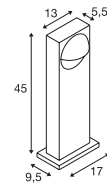
Down 850lm | 2700K | 1000lm | 3000K

Variante	Art.Nr.	EUR
● anthrazit	1007669	● 299,00



Artikel	Art.Nr.	EUR
Verbindungsbox IP68, 3-polig		
● schwarz	228730	23,00

LID I 45 Pole, single



220-240V ~50/60Hz | 350mA
Systemleistung: 15W
Material: Aluminium

- offenes Kabelende



Down 900lm | 2700K | 1050lm | 3000K

Variante	Art.Nr.	EUR
● anthrazit	1007670	● 219,00




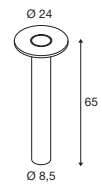
Artikel	Art.Nr.	EUR
Verbindungsbox IP68, 3-polig		
● schwarz	228730	23,00



1007237 023



I-RING Pole



100-240V ~50/60Hz | 350mA
 Systemleistung: 9.2W
 Material: Aluminium



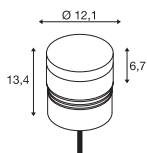
Down 670lm | 3000K

Variante	Art.Nr.	EUR
● anthrazit	1007237	● 229,00



Artikel	Art.Nr.	EUR
Schraubenset		
● edelstahl	228753	9,25

M-POL S
Polehead 360°, entblendet



220-240V ~50/60Hz | 500mA
Systemleistung: 10W
Material: Aluminium



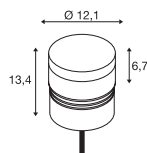
Down 750lm | 2700K

Variante	Art.Nr.	EUR
● anthrazit	1007232	290,00



Artikel	Art.Nr.	EUR
Pole		
● anthrazit		
H: 23,4 cm	1006379	99,00
● anthrazit		
H: 53,4 cm	1006380	139,00
● anthrazit		
H: 83,4 cm	1006381	169,00
Bodenanker		
● edelstahl	1006382	49,00
T-Verbinderbox		
● schwarz	228726	36,00
Verbindungsbox IP68, 3-polig		
● schwarz	228730	23,00

M-POL S
Polehead 360°, entblendet, DALI



220-240V ~50/60Hz | 500mA
Systemleistung: 10W
Material: Aluminium




Down 750lm | 2700K

Variante	Art.Nr.	EUR
● anthrazit	1007233	310,00




Artikel	Art.Nr.	EUR
Pole		
● anthrazit		
H: 23,4 cm	1006379	99,00
● anthrazit		
H: 53,4 cm	1006380	139,00
● anthrazit		
H: 83,4 cm	1006381	169,00
Bodenanker		
● edelstahl	1006382	49,00
Verbindungsbox		
● schwarz	228725	17,90
Verbindungsbox IP68, 5-polig		
● schwarz	1006453	35,00



1006381 + 1007233 033 + 024



1006380 + 1007232 033 + 024

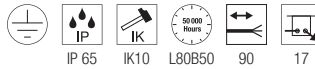
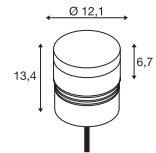
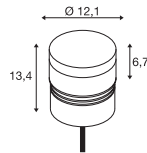


1006380 + 1007235 033 + 025



M-POL S
Polehead 180°, entblendet

M-POL S
Polehead 180°, entblendet, DALI



220-240V ~50/60Hz | 500mA
Systemleistung: 10W
Material: Aluminium



220-240V ~50/60Hz | 500mA
Systemleistung: 10W
Material: Aluminium



Down 700lm | 2700K



Down 700lm | 2700K

Variante	Art.Nr.	EUR
● anthrazit	1007234	299,00

Variante	Art.Nr.	EUR
● anthrazit	1007235	319,00



Artikel	Art.Nr.	EUR
Pole		
● anthrazit		
H: 23,4 cm	1006379	99,00
● anthrazit		
H: 53,4 cm	1006380	139,00
● anthrazit		
H: 83,4 cm	1006381	169,00
Bodenanker		
● edelstahl	1006382	49,00
T-Verbindebox		
● schwarz	228726	36,00
Verbindungsbox IP68, 3-polig		
● schwarz	228730	23,00



Artikel	Art.Nr.	EUR
Pole		
● anthrazit		
H: 23,4 cm	1006379	99,00
● anthrazit		
H: 53,4 cm	1006380	139,00
● anthrazit		
H: 83,4 cm	1006381	169,00
Bodenanker		
● edelstahl	1006382	49,00
Verbindungsbox		
● schwarz	228725	17,90
Verbindungsbox IP68, 5-polig		
● schwarz	1006453	35,00

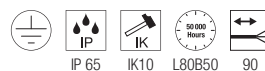
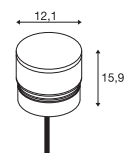


1006381 + 1006389 033 + 027



1006381 + 1006393 033 + 027

M-POL S Polehead



220-240V ~50/60Hz | 500mA
Leistungsaufnahme: 9W
Systemleistung: 11W
Material: Aluminium



Down 470lm | 2700K | 510lm | 3000K

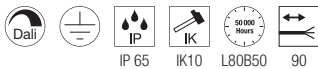
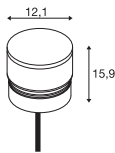
Variante	Art.Nr.	EUR
● anthrazit	1006383	259,00



Artikel	Art.Nr.	EUR
Pole		
● anthrazit H: 23,4 cm	1006379	99,00
● anthrazit H: 53,4 cm	1006380	139,00
● anthrazit H: 83,4 cm	1006381	169,00
Bodenanker		
● edelstahl	1006382	49,00
T-Verbinderbox		
● schwarz	228726	36,00
Verbindungsbox IP68, 3-polig		
● schwarz	228730	23,00



M-POL S Polehead, DALI



220-240V ~50/60Hz | 500mA
Leistungsaufnahme: 17W
Systemleistung: 19W
Material: Aluminium



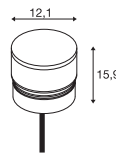
Down 890lm | 2700K | 950lm | 3000K

Variante	Art.Nr.	EUR
● anthrazit	1006389	365,00



Artikel	Art.Nr.	EUR
Pole		
● anthrazit		
H: 23,4 cm	1006379	99,00
● anthrazit		
H: 53,4 cm	1006380	139,00
● anthrazit		
H: 83,4 cm	1006381	169,00
Bodenanker		
● edelstahl	1006382	49,00
Verbindungsbox		
● schwarz	228725	17,90
Verbindungsbox IP68, 5-polig		
● schwarz	1006453	35,00

M-POL S Polehead, Shader



220-240V ~50/60Hz | 500mA
Leistungsaufnahme: 9W
Systemleistung: 11W
Material: Aluminium



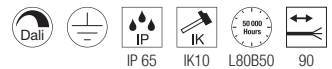
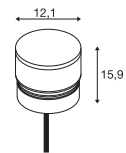
Down 285lm | 2700K | 310lm | 3000K

Variante	Art.Nr.	EUR
● anthrazit	1006387	279,00



Artikel	Art.Nr.	EUR
Pole		
● anthrazit		
H: 23,4 cm	1006379	99,00
● anthrazit		
H: 53,4 cm	1006380	139,00
● anthrazit		
H: 83,4 cm	1006381	169,00
Bodenanker		
● edelstahl	1006382	49,00
T-Verbinderbox		
● schwarz	228726	36,00
Verbindungsbox IP68, 3-polig		
● schwarz	228730	23,00

M-POL S Polehead, Shader, DALI



220-240V ~50/60Hz | 500mA
Leistungsaufnahme: 17W
Systemleistung: 19W
Material: Aluminium



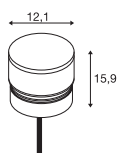
Down 520lm | 2700K | 550lm | 3000K

Variante	Art.Nr.	EUR
● anthrazit	1006393	385,00



Artikel	Art.Nr.	EUR
Pole		
● anthrazit		
H: 23,4 cm	1006379	99,00
● anthrazit		
H: 53,4 cm	1006380	139,00
● anthrazit		
H: 83,4 cm	1006381	169,00
Bodenanker		
● edelstahl	1006382	49,00
Verbindungsbox		
● schwarz	228725	17,90
Verbindungsbox IP68, 5-polig		
● schwarz	1006453	35,00

M-POL S
Polehead, Louver



220-240V ~50/60Hz | 500mA
Leistungsaufnahme: 9W
Systemleistung: 11W
Material: Aluminium



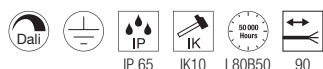
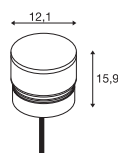
Down 145lm | 2700K | 155lm | 3000K

Variante	Art.Nr.	EUR
● anthrazit	1006385	315,00



Artikel	Art.Nr.	EUR
Pole		
● anthrazit		
H: 23,4 cm	1006379	99,00
● anthrazit		
H: 53,4 cm	1006380	139,00
● anthrazit		
H: 83,4 cm	1006381	169,00
Bodenanker		
● edelstahl	1006382	49,00
T-Verbinderbox		
● schwarz	228726	36,00
Verbindungsbox IP68, 3-polig		
● schwarz	228730	23,00

M-POL S
Polehead, Louver, DALI



220-240V ~50/60Hz | 500mA
Leistungsaufnahme: 17W
Systemleistung: 19W
Material: Aluminium



Down 260lm | 2700K | 270lm | 3000K

Variante	Art.Nr.	EUR
● anthrazit	1006391	449,00




Artikel	Art.Nr.	EUR
Pole		
● anthrazit		
H: 23,4 cm	1006379	99,00
● anthrazit		
H: 53,4 cm	1006380	139,00
● anthrazit		
H: 83,4 cm	1006381	169,00
Bodenanker		
● edelstahl	1006382	49,00
Verbindungsbox		
● schwarz	228725	17,90
Verbindungsbox IP68, 5-polig		
● schwarz	1006453	35,00



1006381 + 1006391 033 + 028



1006381 + 1006388 033 + 029

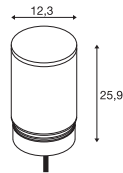


1006379 + 1006390 033 + 029



1006379 + 1006384 033 + 029

M-POL M Polehead



220-240V ~50/60Hz | 500mA
Leistungsaufnahme: 9W
Systemleistung: 11W
Material: Aluminium



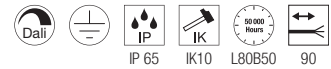
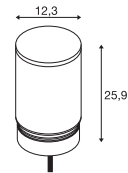
Down 590lm | 2700K | 660lm | 3000K

Variante	Art.Nr.	EUR
● anthrazit	1006384	279,00



Artikel	Art.Nr.	EUR
Pole		
● anthrazit		
H: 23,4 cm	1006379	99,00
● anthrazit		
H: 53,4 cm	1006380	139,00
● anthrazit		
H: 83,4 cm	1006381	169,00
Bodenanker		
● edelstahl	1006382	49,00
T-Verbinderbox		
● schwarz	228726	36,00
Verbindungsbox IP68, 3-polig		
● schwarz	228730	23,00

M-POL M Polehead, DALI



220-240V ~50/60Hz | 500mA
Leistungsaufnahme: 17W
Systemleistung: 19W
Material: Aluminium



Down 1150lm | 2700K | 1230lm | 3000K

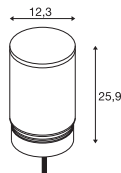
Variante	Art.Nr.	EUR
● anthrazit	1006390	385,00



Artikel	Art.Nr.	EUR
Pole		
● anthrazit		
H: 23,4 cm	1006379	99,00
● anthrazit		
H: 53,4 cm	1006380	139,00
● anthrazit		
H: 83,4 cm	1006381	169,00
Bodenanker		
● edelstahl	1006382	49,00
Verbindungsbox		
● schwarz	228725	17,90
Verbindungsbox IP68, 5-polig		
● schwarz	1006453	35,00



M-POL M Polehead, Shader



220-240V ~50/60Hz | 500mA
Leistungsaufnahme: 9W
Systemleistung: 11W
Material: Aluminium



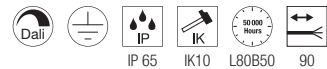
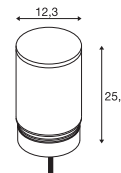
Down 420lm | 2700K | 460lm | 3000K

Variante	Art.Nr.	EUR
● anthrazit	1006388	299,00



Artikel	Art.Nr.	EUR
Pole		
● anthrazit H: 23,4 cm	1006379	99,00
● anthrazit H: 53,4 cm	1006380	139,00
● anthrazit H: 83,4 cm	1006381	169,00
Bodenanker		
● edelstahl	1006382	49,00
T-Verbinderbox		
● schwarz	228726	36,00
Verbindungsbox IP68, 3-polig		
● schwarz	228730	23,00

M-POL M Polehead, Shader, DALI



220-240V ~50/60Hz | 500mA
Leistungsaufnahme: 17W
Systemleistung: 19W
Material: Aluminium



Down 820lm | 2700K | 870lm | 3000K

Variante	Art.Nr.	EUR
● anthrazit	1006394	409,00

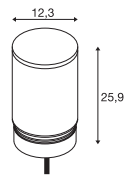


Artikel	Art.Nr.	EUR
Pole		
● anthrazit H: 23,4 cm	1006379	99,00
● anthrazit H: 53,4 cm	1006380	139,00
● anthrazit H: 83,4 cm	1006381	169,00
Bodenanker		
● edelstahl	1006382	49,00
Verbindungsbox		
● schwarz	228725	17,90
Verbindungsbox IP68, 5-polig		
● schwarz	1006453	35,00

1006381 + 1006388 033 + 030



M-POL M
Polehead, Louver



220-240V ~50/60Hz | 500mA
Leistungsaufnahme: 9W
Systemleistung: 11W
Material: Aluminium



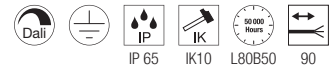
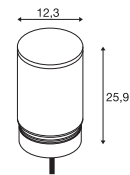
Down 190lm | 2700K | 210lm | 3000K

Variante	Art.Nr.	EUR
● anthrazit	1006386	439,00



Artikel	Art.Nr.	EUR
Pole		
● anthrazit		
H: 23,4 cm	1006379	99,00
● anthrazit		
H: 53,4 cm	1006380	139,00
● anthrazit		
H: 83,4 cm	1006381	169,00
Bodenanker		
● edelstahl	1006382	49,00
T-Verbinderbox		
● schwarz	228726	36,00
Verbindungsbox IP68, 3-polig		
● schwarz	228730	23,00

M-POL M
Polehead, Louver, DALI



220-240V ~50/60Hz | 500mA
Leistungsaufnahme: 17W
Systemleistung: 19W
Material: Aluminium



Down 350lm | 2700K | 370lm | 3000K

Variante	Art.Nr.	EUR
● anthrazit	1006392	529,00



Artikel	Art.Nr.	EUR
Pole		
● anthrazit		
H: 23,4 cm	1006379	99,00
● anthrazit		
H: 53,4 cm	1006380	139,00
● anthrazit		
H: 83,4 cm	1006381	169,00
Bodenanker		
● edelstahl	1006382	49,00
Verbindungsbox		
● schwarz	228725	17,90
Verbindungsbox IP68, 5-polig		
● schwarz	1006453	35,00

1006381 + 1006392 033 + 031



[1006380](tel:1006380) + [1006392](tel:1006392) 033 + 031



M-POL 30
Pole



M-POL 60
Pole



M-POL 90
Pole



Material: Aluminium

Variante	Art.Nr.	EUR
● anthrazit	1006379	99,00

Material: Aluminium

Variante	Art.Nr.	EUR
● anthrazit	1006380	139,00

Material: Aluminium

Variante	Art.Nr.	EUR
● anthrazit	1006381	169,00



Artikel	Art.Nr.	EUR
Verbindungsbox IP68, 5-polig		
● schwarz	1006453	35,00
T-Verbinderbox		
● schwarz	228726	36,00
Verbindungsbox IP68, 3-polig		
● schwarz	228730	23,00



Artikel	Art.Nr.	EUR
Verbindungsbox IP68, 5-polig		
● schwarz	1006453	35,00
T-Verbinderbox		
● schwarz	228726	36,00
Verbindungsbox IP68, 3-polig		
● schwarz	228730	23,00



Artikel	Art.Nr.	EUR
Verbindungsbox IP68, 5-polig		
● schwarz	1006453	35,00
T-Verbinderbox		
● schwarz	228726	36,00
Verbindungsbox IP68, 3-polig		
● schwarz	228730	23,00

GESTALTEN SIE IHR M-POL SYSTEM

In wenigen Schritten zur passenden Pollerleuchte – das modulare M-POL System macht's möglich. Dazu kombiniert es drei Größen und acht Leuchtenköpfe mit fünf Lichteigenschaften und zwei Farbtemperaturen. Ob in hoher oder flacher Form, mit Shader für einseitig abgeschattetes Licht, homogener und diffuser Ausstrahlung oder blendfrei durch integrierte Lamellen. Ob mit 2700 oder 3000 Kelvin, als On/Off-Version oder DALI-steuerbar. Konfigurieren Sie Ihre gewünschten M-POL Pollerleuchten und rücken Sie jedes Outdoor-Ambiente ins beste Licht.

WÄHLE DEINE(N) BEVORZUGTE(N) ...

- 1 Poller (30, 60, 90)
- 2 Leuchtenkopf (On/Off, DALI)
- 3 Leuchtenkopfgröße (hoch, flach)
- 4 Lichteigenschaft (Clear, Shader, Louver)
- 5 Farbtemperatur (2700, 3000K)



FERTIG!


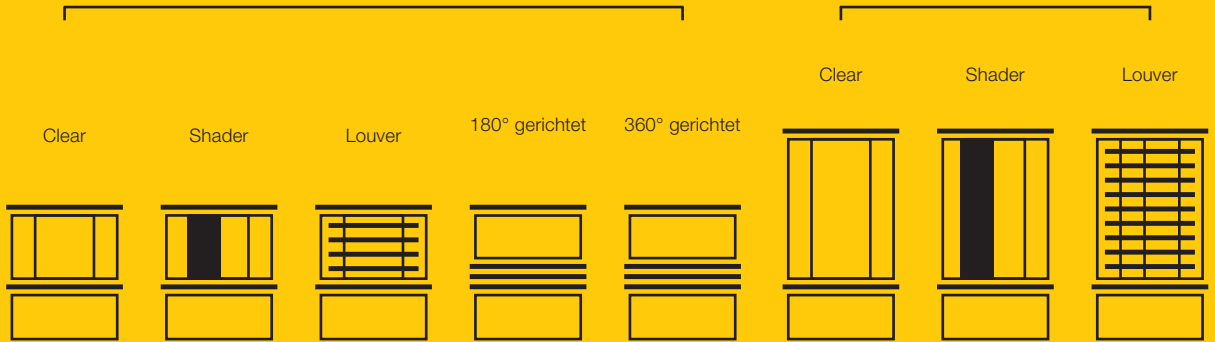
LEUCHTENKÖPFE

M-POL S

Ø: 12,3 cm, H: 15,9 cm


M-POL M

Ø: 12,3 cm, H: 25,9 cm




M-POL 30

Ø: 12,4 cm, H: 23,4 cm



M-POL 60

Ø: 12,4 cm, H: 53,4 cm



M-POL 90

Ø: 12,4 cm, H: 83,4 cm

POLLER

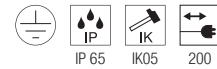
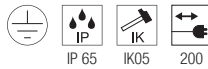
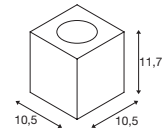
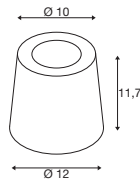


1006408 037



CONCRETO
FL, rund, QPAR 51

CONCRETO
FL, eckig, QPAR51



220-240V ~50/60Hz
Material: Beton / Aluminium

220-240V ~50/60Hz
Material: Beton / Aluminium

- IP44 Schutzkontaktstecker

- IP 44 Konturenstecker



Socket: 1xGU10 max. Ø: 5.1 cm | L: 6 cm

Socket: 1xGU10 max. Ø: 5.1 cm | L: 6 cm

Variante	Art.Nr.	EUR
● grau	1006408	120,00

Variante	Art.Nr.	EUR
● grau	1006409	120,00



LED GU10 51mm | 6W | 38°
2700K | 450lm | EEK=F
6kWh/1000h



Art. Nr.: 1005077 | 7,50 EUR



LED GU10 51mm | 6W | 38°
2700K | 450lm | EEK=F
6kWh/1000h



Art. Nr.: 1005077 | 7,50 EUR



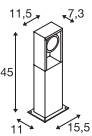
1004749 039



1004750 039



ESKINA FRAME 45 Pole, single



220-240V ~50/60Hz | 350mA
Systemleistung: 15W
Material: Aluminium



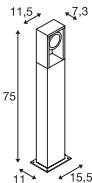
Down 1100lm | 3000K | 1200lm | 4000K

Variante	Art.Nr.	EUR
● anthrazit	1004749	282,00



Artikel	Art.Nr.	EUR
Verbindungsbox IP68, 3-polig		
● schwarz	228730	23,00

ESKINA FRAME 75 Pole, single



220-240V ~50/60Hz | 350mA
Systemleistung: 15W
Material: Aluminium



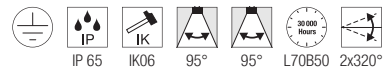
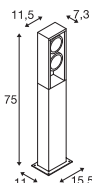
Down 1100lm | 3000K | 1200lm | 4000K

Variante	Art.Nr.	EUR
● anthrazit	1004750	308,00



Artikel	Art.Nr.	EUR
Verbindungsbox IP68, 3-polig		
● schwarz	228730	23,00

ESKINA FRAME 75 Pole, double



220-240V ~50/60Hz | 700mA
Systemleistung: 27W
Material: Aluminium



Spot 1 1100lm | 3000K | 1200lm | 4000K
Spot 2 1100lm | 3000K | 1200lm | 4000K

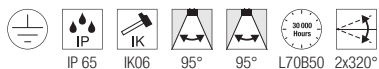
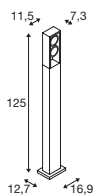
Variante	Art.Nr.	EUR
● anthrazit	1004751	349,00



Artikel	Art.Nr.	EUR
Verbindungsbox IP68, 3-polig		
● schwarz	228730	23,00

ESKINA FRAME 125

Pole, double



220-240V ~50/60Hz | 700mA
Systemleistung: 27W
Material: Aluminium



Spot 1	1100lm	3000K	1200lm	4000K
Spot 2	1100lm	3000K	1200lm	4000K

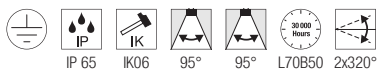
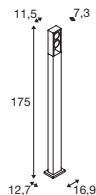
Variante	Art.Nr.	EUR
● anthrazit	1005439	403,00



Artikel	Art.Nr.	EUR
Verbindungsbox IP68, 3-polig		
● schwarz	228730	23,00

ESKINA FRAME 175

Pole, double



220-240V ~50/60Hz | 700mA
Systemleistung: 27W
Material: Aluminium






Spot 1	1100lm	3000K	1200lm	4000K
Spot 2	1100lm	3000K	1200lm	4000K

Variante	Art.Nr.	EUR
● anthrazit	1005440	474,00



Artikel	Art.Nr.	EUR
Verbindungsbox IP68, 3-polig		
● schwarz	228730	23,00



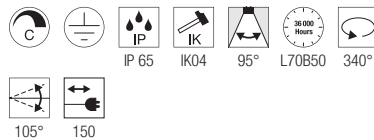
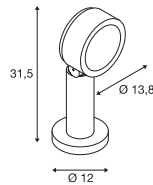


1002906 041



1002907 041

ESKINA 30 Pole



220-240V ~50/60Hz | 350mA
Systemleistung: 14.5W
Material: Aluminium

- IP44 Schutzkontaktstecker



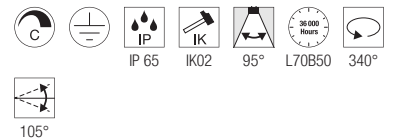
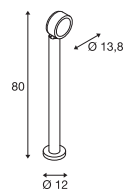
Down 1000lm | 3000K | 4000K

Variante	Art.Nr.	EUR
● anthrazit	1002906	282,00



Artikel	Art.Nr.	EUR
Erdspieß		
● grau	230060	53,00

ESKINA 80 Pole



220-240V ~50/60Hz | 350mA
Systemleistung: 14.5W
Material: Aluminium



Down 1000lm | 3000K | 4000K

Variante	Art.Nr.	EUR
● anthrazit	1002907	308,00




Artikel	Art.Nr.	EUR
Erdspieß		
● grau	230060	53,00
Verbindungsbox IP68, 3-polig		
● schwarz	228730	23,00



232115

043





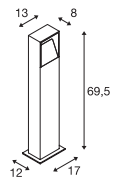
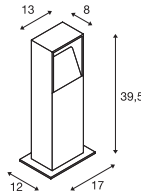
232125

043



LOGS 40 Pole

LOGS 70 Pole



220-240V ~50/60Hz | 500mA
Systemleistung: 9.5W
Material: Aluminium

220-240V ~50/60Hz | 500mA
Systemleistung: 9.5W
Material: Aluminium

- offenes Kabelende

- offenes Kabelende



Down 570lm | 3000K

Down 570lm | 3000K

Variante	Art.Nr.	EUR
● anthrazit	232115	259,00

Variante	Art.Nr.	EUR
● anthrazit	232125	299,00




Artikel	Art.Nr.	EUR
Betonanker		
● grau	232119	61,00
Erdspieß		
● grau	231230	45,50
Schraubenset		
● edelstahl	228754	4,50
Verbindungsbox IP68, 3-polig		
● schwarz	228730	23,00

Artikel	Art.Nr.	EUR
Betonanker		
● grau	232119	61,00
Erdspieß		
● grau	231230	45,50
Schraubenset		
● edelstahl	228754	4,50
Verbindungsbox IP68, 3-polig		
● schwarz	228730	23,00




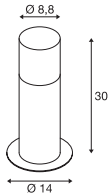
1006180 045



1006180 045



GRAFIT 30
Pole, rund, E27



220-240V ~50/60Hz
Material: Aluminium / Acryl

- offenes Kabelende



Socket: 1xE27 max. Ø: 6 cm | L: 11.5 cm

Variante	Art.Nr.	EUR
● anthrazit	1006180	80,00



LED E27 | 8W | 240°
3000K | 880lm | EEK=E
8kWh/1000h

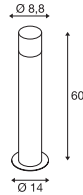


Art. Nr.: 1005289 | 10,25 EUR



Artikel	Art.Nr.	EUR
Verbindungsbox IP68, 3-polig		
● schwarz	228730	23,00

GRAFIT 60
Pole, rund, E27



220-240V ~50/60Hz
Material: Aluminium / Acryl

- offenes Kabelende



Socket: 1xE27 max. Ø: 6 cm | L: 11.5 cm

Variante	Art.Nr.	EUR
● anthrazit	1006181	100,00



LED E27 | 8W | 240°
3000K | 880lm | EEK=E
8kWh/1000h

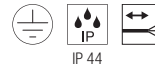
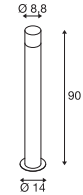


Art. Nr.: 1005289 | 10,25 EUR



Artikel	Art.Nr.	EUR
Verbindungsbox IP68, 3-polig		
● schwarz	228730	23,00

GRAFIT 90
Pole, rund, E27



220-240V ~50/60Hz
Material: Aluminium / Acryl

- offenes Kabelende



Socket: 1xE27 max. Ø: 6 cm | L: 11.5 cm

Variante	Art.Nr.	EUR
● anthrazit	1006182	131,00



LED E27 | 8W | 240°
3000K | 880lm | EEK=E
8kWh/1000h



Art. Nr.: 1005289 | 10,25 EUR



Artikel	Art.Nr.	EUR
Verbindungsbox IP68, 3-polig		
● schwarz	228730	23,00




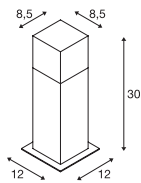
231225 047



1006184 047



GRAFIT 30 Pole, E27



220-240V ~50/60Hz
Material: Aluminium / Kunststoff

- offenes Kabelende



Socket: 1xE27 max. Ø: 6 cm | L: 11.5 cm

Variante	Art.Nr.	EUR
● anthrazit	231215	80,00



LED E27 | 8W | 240°
3000K | 880lm | EEK=E
8kWh/1000h

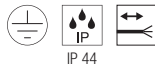
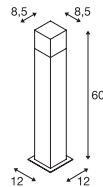


Art. Nr.: 1005289 | 10,25 EUR



Artikel	Art.Nr.	EUR
Erdspeiß		
● grau	231230	45,50
Schraubenset		
● edelstahl	228754	4,50
Verbindungsbox IP68, 3-polig		
● schwarz	228730	23,00

GRAFIT 60 Pole, E27



220-240V ~50/60Hz
Material: Aluminium / Kunststoff

- offenes Kabelende



Socket: 1xE27 max. Ø: 6 cm | L: 11.5 cm

Variante	Art.Nr.	EUR
● anthrazit	231225	100,00



LED E27 | 8W | 240°
3000K | 880lm | EEK=E
8kWh/1000h

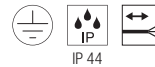
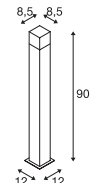


Art. Nr.: 1005289 | 10,25 EUR



Artikel	Art.Nr.	EUR
Erdspeiß		
● grau	231230	45,50
Schraubenset		
● edelstahl	228754	4,50
Verbindungsbox IP68, 3-polig		
● schwarz	228730	23,00

GRAFIT 90 Pole, E27



220-240V ~50/60Hz
Material: Aluminium / Acryl

- offenes Kabelende



Socket: 1xE27 max. Ø: 6 cm | L: 11.5 cm

Variante	Art.Nr.	EUR
● anthrazit	1006184	131,00



LED E27 | 8W | 240°
3000K | 880lm | EEK=E
8kWh/1000h



Art. Nr.: 1005289 | 10,25 EUR



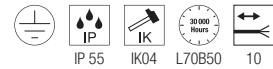
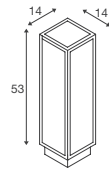
Artikel	Art.Nr.	EUR
Erdspeiß		
● grau	231230	45,50
Verbindungsbox IP68, 3-polig		
● schwarz	228730	23,00



1005442 049



QUADRULO FL



100-277V ~50/60Hz | 480mA
 Systemleistung: 7W
 Material: Aluminium / Acryl

- IP Anschlussbox

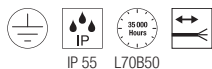
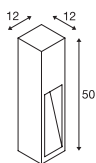


Down

340lm | 3000K

Variante	Art.Nr.	EUR
● anthrazit	1005442	166,00

RUSTY® SLOT 50 Pole



220-240V ~50/60Hz
Systemleistung: 9W
Material: FeCSI-Stahl / Polycarbonat (PC)

- offenes Kabelende



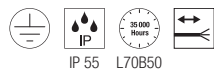
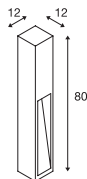
Down 30lm | 3000K

Variante	Art.Nr.	EUR
● rost	233447	309,00



Artikel	Art.Nr.	EUR
Erdspieß		
● grau	231230	45,50
Verbindungsbox IP68, 3-polig		
● schwarz	228730	23,00

RUSTY® SLOT 80 Pole



220-240V ~50/60Hz
Systemleistung: 9W
Material: FeCSI-Stahl / Polycarbonat (PC)

- offenes Kabelende



Down 30lm | 3000K


Variante	Art.Nr.	EUR
● rost	233457	389,00



Artikel	Art.Nr.	EUR
Erdspieß		
● grau	231230	45,50
Verbindungsbox IP68, 3-polig		
● schwarz	228730	23,00

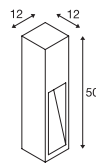


229410 051



233457 050

RUSTY® SLOT 50
Pole, E27



220-240V ~50/60Hz
Material: FeCSi-Stahl / Polycarbonat (PC)

- offenes Kabelende



Socket: 1xE27 max. Ø: 4.8 cm | L: 13.9 cm

Variante	Art.Nr.	EUR
● rost	229410	286,00



LED E27 | 8W | 240°
3000K | 880lm | EEK=E
8kWh/1000h

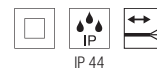
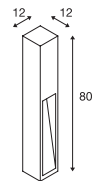


Art. Nr.: 1005289 | 10,25 EUR



Artikel	Art.Nr.	EUR
Erdspeiß		
● grau	231230	45,50
Verbindungsbox IP68, 3-polig		
● schwarz	228730	23,00

RUSTY® SLOT 80
Pole, E27



220-240V ~50/60Hz
Material: FeCSi-Stahl / Polycarbonat (PC)

- offenes Kabelende



Socket: 1xE27 max. Ø: 4.8 cm | L: 13.9 cm

Variante	Art.Nr.	EUR
● rost	229411	360,00



LED E27 | 8W | 240°
4000K | 920lm | EEK=E
8kWh/1000h



Art. Nr.: 1005290 | 10,25 EUR



Artikel	Art.Nr.	EUR
Erdspeiß		
● grau	231230	45,50
Verbindungsbox IP68, 3-polig		
● schwarz	228730	23,00



229411 051

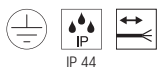
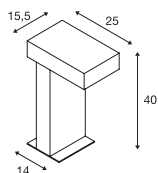


233090 052



229420 053

RUSTY® PATHLIGHT Pole, TCR-TSE



220-240V ~50/60Hz
Material: FeCSi-Stahl / Polycarbonat (PC)

- offenes Kabelende



Socket: 1xGX53 max. Ø: 7.5 cm | L: 2.7 cm

Variante	Art.Nr.	EUR
● rost	230090	312,00



LED GX53 | 6.1W | 120°
3000K | 490lm | EEK=G
6kWh/1000h


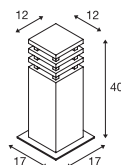


Art. Nr.: 1005271 | 11,50 EUR



Artikel	Art.Nr.	EUR
Erdspieß		
● grau	229422	45,50
Verbindungsbox IP68, 3-polig		
● schwarz	228730	23,00

RUSTY® 40 Pole



220-240V ~50/60Hz
Systemleistung: 9W
Material: FeCSi-Stahl / Polycarbonat (PC)

- offenes Kabelende



Down 90lm | 3000K


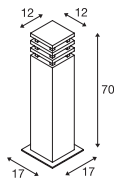
Variante	Art.Nr.	EUR
● rost	233427	309,00



Artikel	Art.Nr.	EUR
Erdspieß		
● grau	229422	45,50
Verbindungsbox IP68, 3-polig		
● schwarz	228730	23,00



RUSTY® 70
Pole



220-240V ~50/60Hz
Systemleistung: 9W
Material: FeCSI-Stahl / Polycarbonat (PC)


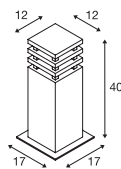
- offenes Kabelende



Down 90lm | 3000K

Variante	Art.Nr.	EUR
● rost	233437	389,00

RUSTY® 40
Pole, E27



220-240V ~50/60Hz
Material: FeCSI-Stahl / Polycarbonat (PC)

- offenes Kabelende



Socket: 1xE27 max. Ø: 4.8 cm | L: 13.9 cm

Variante	Art.Nr.	EUR
● rost	229420	286,00



LED E27 | 8W | 240°
3000K | 880lm | EEK=E
8kWh/1000h

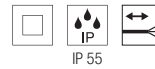
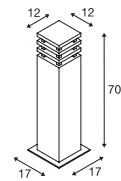


Art. Nr.: 1005289 | 10,25 EUR



Artikel	Art.Nr.	EUR
Erdspieß		
● grau	229422	45,50
Verbindungsbox IP68, 3-polig		
● schwarz	228730	23,00

RUSTY® 70
Pole, E27



220-240V ~50/60Hz
Material: FeCSI-Stahl / Polycarbonat (PC)

- offenes Kabelende



Socket: 1xE27 max. Ø: 4.8 cm | L: 13.9 cm

Variante	Art.Nr.	EUR
● rost	229421	360,00




LED E27 | 8W | 240°
4000K | 920lm | EEK=E
8kWh/1000h



Art. Nr.: 1005290 | 10,25 EUR


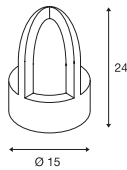


Artikel	Art.Nr.	EUR
Erdspieß		
● grau	229422	45,50
Verbindungsbox IP68, 3-polig		
● schwarz	228730	23,00





RUSTY® CONE 24
FL, E14



220-240V ~50/60Hz
Material: FeCSI-Stahl / Glas



Socket: 1xE14 max. Ø: 4.8 cm | L: 13.9 cm

Variante	Art.Nr.	EUR
● rost	229430	276,00


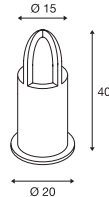


C35 | 4.2W | 320°
2700K | 350lm | EEK=G
5kWh/1000h



Art. Nr.: 1005285 | 8,50 EUR

RUSTY® CONE 40
Pole, E27



220-240V ~50/60Hz
Material: FeCSI-Stahl / Glas



Socket: 1xE27 max. Ø: 4.8 cm | L: 13.9 cm

Variante	Art.Nr.	EUR
● rost	229431	419,00



LED E27 | 8W | 240°
3000K | 880lm | EEK=E
8kWh/1000h

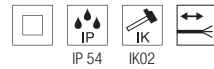
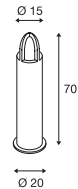


Art. Nr.: 1005289 | 10,25 EUR



Artikel	Art.Nr.	EUR
Erdspieß		
● grau	229422	45,50
Verbindungsbox IP68, 3-polig		
● schwarz	228730	23,00

RUSTY® CONE 70
Pole, E27



220-240V ~50/60Hz
Material: FeCSI-Stahl / Polycarbonat (PC)



Socket: 1xE27 max. Ø: 4.8 cm | L: 13.9 cm

Variante	Art.Nr.	EUR
● rost	229432	499,00



LED E27 | 8W | 240°
3000K | 880lm | EEK=E
8kWh/1000h




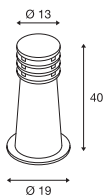
Art. Nr.: 1005289 | 10,25 EUR



Artikel	Art.Nr.	EUR
Erdspieß		
● grau	229422	45,50
Verbindungsbox IP68, 3-polig		
● schwarz	228730	23,00

• offenes Kabelende

RUSTY® 40
Pole, E27



220-240V ~50/60Hz
Material: FeCSi-Stahl / Polycarbonat (PC)

- offenes Kabelende



Socket: 1xE27 max. Ø: 4.8 cm | L: 13.9 cm

Variante	Art.Nr.	EUR
● rost	229020	286,00



LED E27 | 8W | 240°
4000K | 920lm | EEK=E
8kWh/1000h


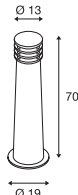


Art. Nr.: 1005290 | 10,25 EUR



Artikel	Art.Nr.	EUR
Erdspieß		
● edelstahl	229022	49,50
Verbindungsbox IP68, 3-polig		
● schwarz	228730	23,00

RUSTY® 70
Pole, E27



220-240V ~50/60Hz
Material: FeCSi-Stahl / Polycarbonat (PC)

- offenes Kabelende



Socket: 1xE27 max. Ø: 4.8 cm | L: 13.9 cm

Variante	Art.Nr.	EUR
● rost	229021	360,00



LED E27 | 8W | 240°
3000K | 880lm | EEK=E
8kWh/1000h




Art. Nr.: 1005289 | 10,25 EUR



Artikel	Art.Nr.	EUR
Erdspieß		
● edelstahl	229022	49,50
Verbindungsbox IP68, 3-polig		
● schwarz	228730	23,00



229020 056



231410 057



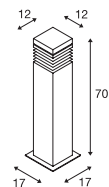
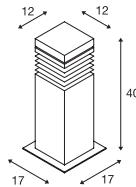
229021 056



231411 057

ARROCK GRANITE 40
Pole, square, E27

ARROCK GRANITE 70
Pole, square, E27



220-240V ~50/60Hz
Material: Granit / Edelstahl 304

220-240V ~50/60Hz
Material: Granit / Edelstahl 304



Socket: 1xE27 max. Ø: 5.2 cm | L: 11.5 cm

Socket: 1xE27 max. Ø: 5.2 cm | L: 11.5 cm

Variante	Art.Nr.	EUR
● grau	231410	359,00

Variante	Art.Nr.	EUR
● grau	231411	434,00



LED E27 | 8W | 240°
3000K | 880lm | EEK=E
8kWh/1000h



Art. Nr.: 1005289 | 10,25 EUR



LED E27 | 8W | 240°
4000K | 920lm | EEK=E
8kWh/1000h



Art. Nr.: 1005290 | 10,25 EUR

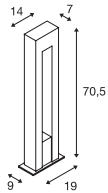


Artikel	Art.Nr.	EUR
Erdspieß		
● edelstahl	229022	49,50
Verbindungsbox IP68, 3-polig		
● schwarz	228730	23,00



Artikel	Art.Nr.	EUR
Erdspieß		
● edelstahl	229022	49,50
Verbindungsbox IP68, 3-polig		
● schwarz	228730	23,00

ARROCK ARC
Pole, QPAR51



220-240V ~50/60Hz
Material: Granit / Edelstahl 304



Socket: 1xGU10 max. Ø: 5.1 cm | L: 7.6 cm

Variante	Art.Nr.	EUR
● grau	231420	359,00



LED GU10 51mm | 6W | 38°
2700K | 450lm | EEK=F
6kWh/1000h




Art. Nr.: 1005075 | 7,50 EUR




Artikel	Art.Nr.	EUR
Erdspieß		
● grau	231233	49,50



231420 058



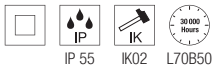
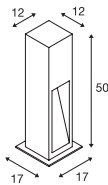
231371 059



231440 059



ARROCK STONE 50 Pole



220-240V ~50/60Hz | 700mA
Systemleistung: 9W
Material: Basalt / Edelstahl 304



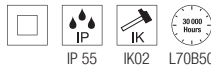
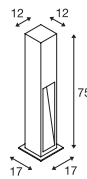
Down 330lm | 3000K

Variante	Art.Nr.	EUR
● grau	231370	413,00



Artikel	Art.Nr.	EUR
Erdspieß		
● grau	231233	49,50

ARROCK STONE 75 Pole



220-240V ~50/60Hz | 700mA
Systemleistung: 9W
Material: Basalt / Edelstahl 304



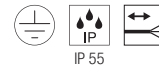
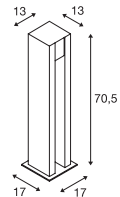
Down 330lm | 3000K

Variante	Art.Nr.	EUR
● grau	231371	474,00



Artikel	Art.Nr.	EUR
Erdspieß		
● grau	231233	49,50

ARROCK SLOT Pole, QPAR51



220-240V ~50/60Hz
Material: Granit / Edelstahl 304

- offenes Kabelende



Socket: 1xGU10

Variante	Art.Nr.	EUR
● grau	231440	413,00



LED GU10 51mm | 6W | 38°
2700K | 450lm | EEK=F
6kWh/1000h



Art. Nr.: 1005076 | 7,50 EUR

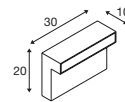


Artikel	Art.Nr.	EUR
Erdspieß		
● grau	231235	49,50
Verbindungsbox IP68, 3-polig		
● schwarz	228730	23,00



1003535 061

L-LINE OUT 30 FL, vertikal



1003538 061



IP 65 IK02 L70B50 20

220-240V ~50/60Hz | 500mA
Systemleistung: 11.5W
Material: Aluminium / Polycarbonat (PC)

- Die Lichtfarbe muss vor der Installation eingestellt werden
- offenes Kabelende



CRI
80

Down 800lm | 3000K | 810lm | 4000K

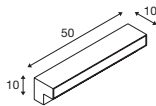
Variante	Art.Nr.	EUR
● anthrazit	1003536	232,00



Artikel	Art.Nr.	EUR
Verbindungsbox IP68, 3-polig		
● schwarz	228730	23,00



L-LINE OUT 60
FL, vertikal



220-240V ~50/60Hz | 500mA
Systemleistung: 11.5W
Material: Aluminium / Polycarbonat (PC)

- Die Lichtfarbe muss vor der Installation eingestellt werden
- offenes Kabelende



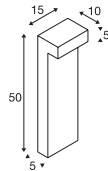
Down 780lm | 3000K | 800lm | 4000K

Variante	Art.Nr.	EUR
● anthrazit	1003535	242,00



Artikel	Art.Nr.	EUR
Verbindungsbox IP68, 3-polig		
● schwarz	228730	23,00

L-LINE OUT 50
Pole, horizontal



220-240V ~50/60Hz | 350mA
Systemleistung: 7W
Material: Aluminium / Polycarbonat (PC)

- Die Lichtfarbe muss vor der Installation eingestellt werden
- offenes Kabelende



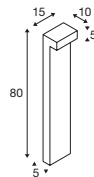
Down 490lm | 3000K | 530lm | 4000K

Variante	Art.Nr.	EUR
● anthrazit	1003537	191,00



Artikel	Art.Nr.	EUR
Verbindungsbox IP68, 3-polig		
● schwarz	228730	23,00

L-LINE OUT 80
Pole, horizontal



220-240V ~50/60Hz | 350mA
Systemleistung: 7W
Material: Aluminium / Polycarbonat (PC)

- Die Lichtfarbe muss vor der Installation eingestellt werden
- offenes Kabelende



Down 490lm | 3000K | 530lm | 4000K

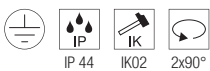
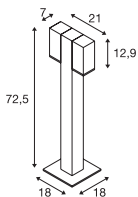
Variante	Art.Nr.	EUR
● anthrazit	1003538	222,00



Artikel	Art.Nr.	EUR
Verbindungsbox IP68, 3-polig		
● schwarz	228730	23,00

THEO PATHLIGHT

Pole, double



220-240V ~50/60Hz
Material: Aluminium



Socket: 2xGU10

Variante	Art.Nr.	EUR
● anthrazit	1002871	239,00




LED GU10 51mm | 6W | 38°
2700K | 450lm | EEK=F
6kWh/1000h



Art. Nr.: 1005077 | 7,50 EUR



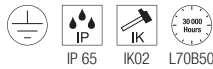
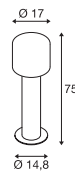
Artikel	Art.Nr.	EUR
Verbindungsbox IP68, 3-polig		
● schwarz	228730	23,00



1002871 062



OVALISK 75 Pole



220-240V ~50/60Hz | 500mA
Systemleistung: 9.2W
Material: Aluminium / Glas



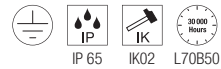
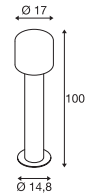
Down 580lm | 3000K | 630lm | 4000K

Variante	Art.Nr.	EUR
● anthrazit	1004680	332,00



Artikel	Art.Nr.	EUR
Betonanker		
○ silber	228712	64,00
Erdspieß		
● grau	228722	58,00
Verbindungsbox IP68, 3-polig		
● schwarz	228730	23,00

OVALISK 100 Pole



220-240V ~50/60Hz | 500mA
Systemleistung: 9.2W
Material: Aluminium / Glas




Down 580lm | 3000K | 630lm | 4000K

Variante	Art.Nr.	EUR
● anthrazit	1004681	362,00

1004680 063



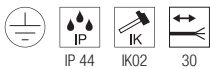
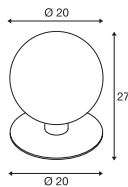
1002000 065



1002001 065



GLOO PURE 27
Pole, E27



220-240V ~50/60Hz
Material: Aluminium / Glas

- offenes Kabelende



Socket: 1xE27 max. Ø: 4.8 cm | L: 18 cm

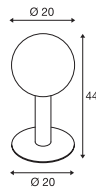
Variante	Art.Nr.	EUR
● anthrazit	1001999	93,00

| 13.5W | 240°
 3000K | 1520lm | EEK=E
 14kWh/1000h

Art. Nr.: 1005307 | 12,50 EUR

Artikel	Art.Nr.	EUR
Erdspieß		
● grau	231234	52,00
Verbindungsbox IP68, 3-polig		
● schwarz	228730	23,00

GLOO PURE 44
Pole, E27



220-240V ~50/60Hz
Material: Aluminium / Glas

- offenes Kabelende



Socket: 1xE27 max. Ø: 4.8 cm | L: 18 cm

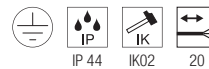
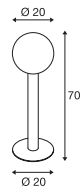
Variante	Art.Nr.	EUR
● anthrazit	1002000	124,00

LED E27 | 8W | 240°
 3000K | 880lm | EEK=E
 8kWh/1000h

Art. Nr.: 1005289 | 10,25 EUR

Artikel	Art.Nr.	EUR
Erdspieß		
● grau	231234	52,00
Verbindungsbox IP68, 3-polig		
● schwarz	228730	23,00

GLOO PURE 70
Pole, E27



220-240V ~50/60Hz
Material: Aluminium / Glas

- offenes Kabelende



Socket: 1xE27 max. Ø: 4.8 cm | L: 18 cm

Variante	Art.Nr.	EUR
● anthrazit	1002001	136,00

| 13.5W | 240°
 3000K | 1520lm | EEK=E
 14kWh/1000h

Art. Nr.: 1005307 | 12,50 EUR

Artikel	Art.Nr.	EUR
Erdspieß		
● grau	231234	52,00
Verbindungsbox IP68, 3-polig		
● schwarz	228730	23,00

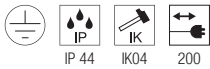
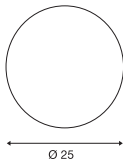


227221 067

227219 067



ROTOBALL 25
FL, E27



220-240V ~50/60Hz
Material: Stahl / Polyethylen (PE)

- IP 44 Konturenstecker



Socket: 1xE27

Variante	Art.Nr.	EUR
○ weiß	227219	161,00

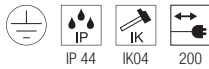
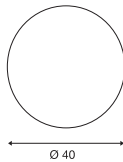


A60 | 7.5W | 320°
2700K | 800lm | EEK=F
8kWh/1000h



Art. Nr.: 1005303 | 9,60 EUR

ROTOBALL 40
FL, E27



220-240V ~50/60Hz
Material: Stahl / Polyethylen (PE)

- IP44 Schutzkontaktstecker



Socket: 1xE27 max. Ø: 9.5 cm

Variante	Art.Nr.	EUR
○ weiß	227220	181,00

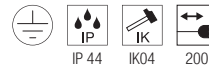
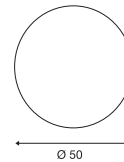


LED E27 | 8W | 240°
3000K | 880lm | EEK=E
8kWh/1000h



Art. Nr.: 1005289 | 10,25 EUR

ROTOBALL 50
FL, E27



220-240V ~50/60Hz
Material: Stahl / Polyethylen (PE)

- IP44 Schutzkontaktstecker



Socket: 1xE27 max. Ø: 9.5 cm

Variante	Art.Nr.	EUR
○ weiß	227221	242,00




A60 | 7.5W | 320°
2700K | 800lm | EEK=F
8kWh/1000h




Art. Nr.: 1005303 | 9,60 EUR



232065 069



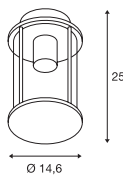
232075 069



230465 069



PHOTONIA PD, E27



220-240V ~50/60Hz
Material: Aluminium / Glas

- Kette für Abhängung inkl.
- IP44 Schutzkontaktstecker

SOCKET **INSIDE** <60 W

Socket: 1xE27 max. Ø: 9 cm | L: 15 cm

Variante	Art.Nr.	EUR
● anthrazit	232065	239,00



LED E27 | 7,5W | 320°
2700K | 800lm | EEK=F
8kWh/1000h

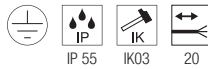


Art. Nr.: 1005268 | 12,25 EUR



Artikel	Art.Nr.	EUR
Deckenrosette		
● anthrazit	1000398	80,00

PHOTONIA Pole, E27



220-240V ~50/60Hz
Material: Aluminium / Glas

- offenes Kabelende

SOCKET **INSIDE** <60 W

Socket: 1xE27 max. Ø: 9 cm | L: 15 cm

Variante	Art.Nr.	EUR
● anthrazit	232075	275,00



LED E27 | 7,5W | 320°
2500K | 700lm | EEK=F
8kWh/1000h

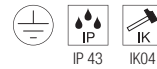
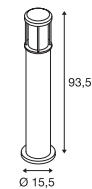


Art. Nr.: 1005265 | 26,50 EUR



Artikel	Art.Nr.	EUR
Betonanker		
● edelstahl	232085	49,50
Verbindungsbox IP68, 3-polig		
● schwarz	228730	23,00

OTOS GLAS Pole, E27



220-240V ~50/60Hz
Material: Aluminium / Glas

- Betonanker inkl.

SOCKET **INSIDE** <15 W

Socket: 1xE27 max. Ø: 6,5 cm | L: 14,5 cm

Variante	Art.Nr.	EUR
● anthrazit	230465	144,00



A60 | 7,5W | 320°
2700K | 800lm | EEK=F
8kWh/1000h

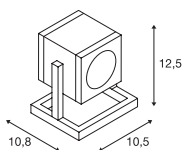


Art. Nr.: 1005303 | 9,60 EUR



Artikel	Art.Nr.	EUR
Schraubenset		
● edelstahl	228753	9,25
Verbindungsbox IP68, 3-polig		
● schwarz	228730	23,00

CUBIX
FL, QPAR51



220-240V ~50/60Hz
Material: Aluminium / Glas


- IP44 Schutzkontaktstecker



Socket: 1xGU10

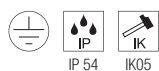
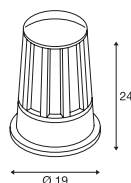
Variante	Art.Nr.	EUR
● anthrazit	132835	127,00

LED GU10 51mm | 6W | 38°
2700K | 450lm | EEK=F
6kWh/1000h



Art. Nr.: 1005077 | 7,50 EUR

CONE
FL, E27



220-240V ~50/60Hz
Material: Aluminium / Glas



Socket: 1xE27 max. L: 15 cm

Variante	Art.Nr.	EUR
● anthrazit	230435	100,00

LED E27 | 7.5W | 320°
2500K | 700lm | EEK=F
8kWh/1000h



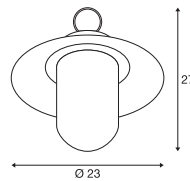
Art. Nr.: 1005265 | 26,50 EUR





1000821 071

MOLAT PD, E27



220-240V ~50/60Hz
Material: Aluminium / Glas

- Kette für Abhängung inkl.
- IP44 Schutzkontaktstecker



Socket: 1xE27 max. Ø: 6.5 cm | L: 14.5 cm

Variante	Art.Nr.	EUR
● anthrazit	1000821	147,00



LED E27 | 7.5W | 320°
2700K | 800lm | EEK=F
8kWh/1000h

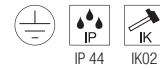
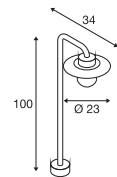


Art. Nr.: 1005268 | 12,25 EUR



Artikel	Art.Nr.	EUR
Deckenrosette ● anthrazit	1000398	80,00

MOLAT Pole, E27



220-240V ~50/60Hz
Material: Aluminium / Glas



Socket: 1xE27 max. Ø: 6.5 cm | L: 14.5 cm

Variante	Art.Nr.	EUR
● anthrazit	1000822	181,00



LED E27 | 7.5W | 320°
2500K | 700lm | EEK=F
8kWh/1000h



Art. Nr.: 1005265 | 26,50 EUR

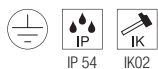
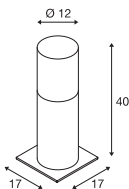


Artikel	Art.Nr.	EUR
Erdspieß ● grau	230060	53,00



1000822 071

LISENNE 40
Pole, E27



220-240V ~50/60Hz
Material: Basalt / Glas



Socket: 1xE27 max. Ø: 5.9 cm L: 15 cm

Variante	Art.Nr.	EUR
● grau	1000665	400,00



LED E27 | 7.5W | 320°
2700K | 800lm | EEK=F
8kWh/1000h

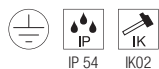
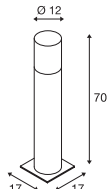


Art. Nr.: 1005268 | 12,25 EUR



Artikel	Art.Nr.	EUR
Erdspieß		
● grau	229422	45,50

LISENNE 70
Pole, E27



220-240V ~50/60Hz
Material: Basalt / Glas



Socket: 1xE27 max. Ø: 5.9 cm L: 15 cm

Variante	Art.Nr.	EUR
● grau	1000666	458,00




LED E27 | 7.5W | 320°
2700K | 800lm | EEK=F
8kWh/1000h



Art. Nr.: 1005268 | 12,25 EUR



Artikel	Art.Nr.	EUR
Erdspieß		
● grau	229422	45,50

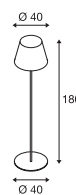
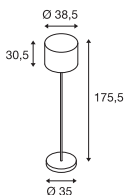


228965 073



ADEGAN MANILA
FL, E27

ADEGAN
FL, E27



IP 44 IK04 250

220-240V ~50/60Hz
Material: Granit / Edelstahl

- IP44 Schutzkontaktstecker



Socket: 1xE27 max. Ø: 4.8 cm | L: 18 cm

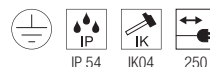
Variante	Art.Nr.	EUR
● edelstahl / anthrazit	1002494	393,00



LED E27 | 8W | 240°
3000K | 880lm | EEK=E
8kWh/1000h



Art. Nr.: 1005289 | 10,25 EUR



IP 54 IK04 250

220-240V ~50/60Hz
Material: Aluminium / Polycarbonat (PC)

- IP44 Schutzkontaktstecker



Socket: 1xE27 max. Ø: 5.2 cm

Variante	Art.Nr.	EUR
● anthrazit	228965	303,00



LED E27 | 8W | 240°
3000K | 880lm | EEK=E
8kWh/1000h



Art. Nr.: 1005289 | 10,25 EUR



Artikel	Art.Nr.	EUR
Erdspieß		
● anthrazit	228960	36,00



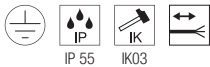
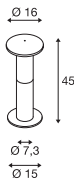
228935 075



228925 075



ALPA MUSHROOM 45
Pole, E27



220-240V ~50/60Hz
Material: Aluminium / Polycarbonat (PC)

- offenes Kabelende



Socket: 1xE27 max. Ø: 5.2 cm | L: 16 cm

Variante	Art.Nr.	EUR
● anthrazit	228935	131,00



LED E27 | 8W | 240°
3000K | 880lm | EEK=E
8kWh/1000h


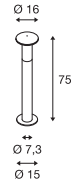


Art. Nr.: 1005289 | 10,25 EUR



Artikel	Art.Nr.	EUR
Betonanker		
○ silber	228712	64,00
Erdspieß		
● grau	228722	58,00
Verbindungsbox IP68, 3-polig		
● schwarz	228730	23,00

ALPA MUSHROOM 75
Pole, E27



220-240V ~50/60Hz
Material: Aluminium / Polycarbonat (PC)

- offenes Kabelende



Socket: 1xE27 max. Ø: 5.2 cm | L: 16 cm

Variante	Art.Nr.	EUR
● anthrazit	228945	161,00



LED E27 | 8W | 240°
3000K | 880lm | EEK=E
8kWh/1000h

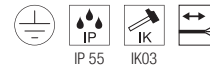
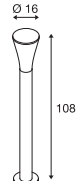


Art. Nr.: 1005289 | 10,25 EUR



Artikel	Art.Nr.	EUR
Betonanker		
○ silber	228712	64,00
Erdspieß		
● grau	228722	58,00
Verbindungsbox IP68, 3-polig		
● schwarz	228730	23,00

ALPA CONE 100
Pole, E27



220-240V ~50/60Hz
Material: Aluminium / Polycarbonat (PC)

- offenes Kabelende



Socket: 1xE27 max. Ø: 5.2 cm | L: 17.5 cm

Variante	Art.Nr.	EUR
● anthrazit	228925	191,00



| 13.5W | 240°
3000K | 1520lm | EEK=E
14kWh/1000h


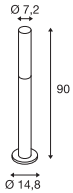


Art. Nr.: 1005307 | 12,50 EUR



Artikel	Art.Nr.	EUR
Betonanker		
○ silber	228712	64,00
Erdspieß		
● grau	228722	58,00
Verbindungsbox IP68, 3-polig		
● schwarz	228730	23,00

APONI 90
Pole, PHASE



220-240V ~50/60Hz | 500mA
Systemleistung: 6.3W
Material: Aluminium

- offenes Kabelende



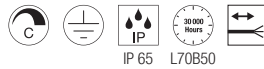
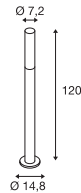
Down 520lm | 3000K

Variante	Art.Nr.	EUR
● anthrazit	1000682	259,00



Artikel	Art.Nr.	EUR
Verbindungsbox IP68, 3-polig		
● schwarz	228730	23,00

APONI 120
Pole, PHASE



220-240V ~50/60Hz | 500mA
Systemleistung: 6.3W
Material: Aluminium

- offenes Kabelende




Down 520lm | 3000K

Variante	Art.Nr.	EUR
● anthrazit	1000683	320,00



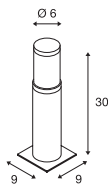
Artikel	Art.Nr.	EUR
Verbindungsbox IP68, 3-polig		
● schwarz	228730	23,00





100682 076

TRUST 30 Pole



220-240V ~50/60Hz
Systemleistung: 9W
Material: Edelstahl 316



Down 400lm | 3000K

Variante	Art.Nr.	EUR
● edelstahl	228100	259,00

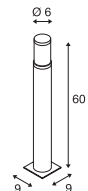


Artikel	Art.Nr.	EUR
Erdspieß		
● schwarz	227922	53,00
Raster ringförmig		
● edelstahl	228130	97,00
Verbindungsbox IP68, 3-polig		
● schwarz	228730	23,00

228110 077



TRUST 60 Pole



220-240V ~50/60Hz
Systemleistung: 9W
Material: Edelstahl 316



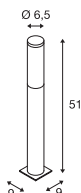
Down 400lm | 3000K

Variante	Art.Nr.	EUR
● edelstahl	228110	332,00



Artikel	Art.Nr.	EUR
Erdspieß		
● schwarz	227922	53,00
Raster ringförmig		
● edelstahl	228130	97,00
Verbindungsbox IP68, 3-polig		
● schwarz	228730	23,00

BIG NAILS 50
POLE, E27





220-240V ~50/60Hz
Material: Edelstahl 304 / Polycarbonat (PC)



Socket: 1xE27 max. Ø: 4.5 cm L: 17 cm

Variante	Art.Nr.	EUR
● edelstahl	229162	162,00

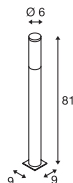

 LED E27 | 8W | 240°
 3000K | 880lm | EEK=E
 8kWh/1000h
 


Art. Nr.: 1005289 | 10,25 EUR

⊕

Artikel	Art.Nr.	EUR
Erdspieß		
● schwarz	227922	53,00

BIG NAILS 80
POLE, E27




220-240V ~50/60Hz
Material: Edelstahl 304 / Polycarbonat (PC)



Socket: 1xE27 max. Ø: 4.5 cm L: 17 cm



Variante	Art.Nr.	EUR
● edelstahl	229172	186,00


 | 13.5W | 240°
 3000K | 1520lm | EEK=E
 14kWh/1000h
 


Art. Nr.: 1005307 | 12,50 EUR

⊕


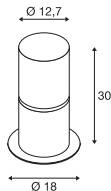
Artikel	Art.Nr.	EUR
Erdspieß		
● schwarz	227922	53,00





ROX ACRYL 30

Pole, E27



220-240V ~50/60Hz
Material: Edelstahl 304



Socket: 1xE27 max. Ø: 6 cm | L: 15 cm

Variante	Art.Nr.	EUR
● edelstahl	1001488	161,00



LED E27 | 8W | 240°
3000K | 880lm | EEK=E
8kWh/1000h



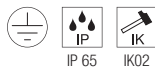
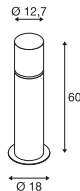
Art. Nr.: 1005289 | 10,25 EUR



Artikel	Art.Nr.	EUR
Betonanker		
● edelstahl	1001494	29,50
Erdspieß		
● grau	231234	52,00
T-Verbinderbox		
● schwarz	228726	36,00

ROX ACRYL 60

Pole, E27



220-240V ~50/60Hz
Material: Edelstahl 304



Socket: 1xE27 max. Ø: 6 cm | L: 15 cm

Variante	Art.Nr.	EUR
● edelstahl	1001489	191,00



LED E27 | 8W | 240°
3000K | 880lm | EEK=E
8kWh/1000h



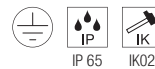
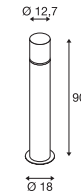
Art. Nr.: 1005289 | 10,25 EUR



Artikel	Art.Nr.	EUR
Betonanker		
● edelstahl	1001494	29,50
Erdspieß		
● grau	231234	52,00
T-Verbinderbox		
● schwarz	228726	36,00

ROX ACRYL 90

Pole, E27



220-240V ~50/60Hz
Material: Edelstahl 304



Socket: 1xE27 max. Ø: 6 cm | L: 15 cm

Variante	Art.Nr.	EUR
● edelstahl	1001490	211,00



| 13,5W | 240°
3000K | 1520lm | EEK=E
14kWh/1000h



Art. Nr.: 1005307 | 12,50 EUR



Artikel	Art.Nr.	EUR
Betonanker		
● edelstahl	1001494	29,50
Erdspieß		
● grau	231234	52,00
T-Verbinderbox		
● schwarz	228726	36,00



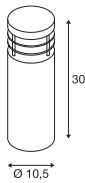
230066 081



23006 081



VAP SLIM 30
Pole, E27



220-240V ~50/60Hz
Material: Edelstahl 304



Socket: 1xE27 max. Ø: 5.1 cm | L: 12.6 cm

Variante	Art.Nr.	EUR
● edelstahl	230063	171,00



LED E27 | 8W | 240°
3000K | 880lm | EEK=E
8kWh/1000h



Art. Nr.: 1005289 | 10,25 EUR



Artikel	Art.Nr.	EUR
Betonanker		
● edelstahl	230061	26,25
Erdspieß		
● grau	230060	53,00

VAP SLIM 60
Pole, E27



220-240V ~50/60Hz
Material: Edelstahl 304



Socket: 1xE27 max. Ø: 5.1 cm | L: 12.6 cm

Variante	Art.Nr.	EUR
● edelstahl	230066	191,00



LED E27 | 8W | 240°
4000K | 920lm | EEK=E
8kWh/1000h




Art. Nr.: 1005290 | 10,25 EUR



Artikel	Art.Nr.	EUR
Betonanker		
● edelstahl	230061	26,25
Erdspieß		
● grau	230060	53,00

VAP SLIM 90
Pole, E27



220-240V ~50/60Hz
Material: Edelstahl 304



Socket: 1xE27 max. Ø: 5.1 cm | L: 12.6 cm

Variante	Art.Nr.	EUR
● edelstahl	230069	222,00



LED E27 | 8W | 240°
3000K | 880lm | EEK=E
8kWh/1000h

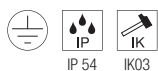
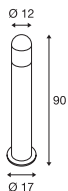


Art. Nr.: 1005289 | 10,25 EUR



Artikel	Art.Nr.	EUR
Betonanker		
● edelstahl	230061	26,25
Erdspieß		
● grau	230060	53,00

C-POL
POLE, E27



220-240V ~50/60Hz
Material: Aluminium / Polycarbonat (PC)



Socket: 1xE27 max. Ø: 5.2 cm | L: 17.3 cm

Variante	Art.Nr.	EUR
● anthrazit	231475	201,00



| 13.5W | 240°
3000K | 1520lm | EEK=E
14kWh/1000h

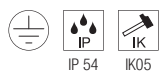
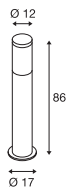


Art. Nr.: 1005307 | 12,50 EUR



Artikel	Art.Nr.	EUR
Verbindungsbox IP68, 3-polig		
● schwarz	228730	23,00

F-POL
POLE, E27



220-240V ~50/60Hz
Material: Aluminium / Polycarbonat (PC)



Socket: 1xE27 max. Ø: 5.1 cm | L: 14.8 cm

Variante	Art.Nr.	EUR
● anthrazit	231595	191,00




LED E27 | 8W | 240°
3000K | 880lm | EEK=E
8kWh/1000h




Art. Nr.: 1005289 | 10,25 EUR




Artikel	Art.Nr.	EUR
Verbindungsbox IP68, 3-polig		
● schwarz	228730	23,00



231475 082



231595 082

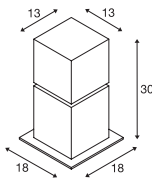


1000344 083



SQUARE POLE 30

Pole, E27



220-240V ~50/60Hz
Material: Edelstahl 304



Socket: 1xE27 max. Ø: 6 cm | L: 15 cm

Variante	Art.Nr.	EUR
● edelstahl	1000344	232,00



LED E27 | 8W | 240°
3000K | 880lm | EEK=E
8kWh/1000h



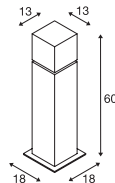
Art. Nr.: 1005289 | 10,25 EUR



Artikel	Art.Nr.	EUR
Betonanker		
● edelstahl	1000343	54,00
Erdspieß		
● grau	231234	52,00
Verbindungsbox IP68, 3-polig		
● schwarz	228730	23,00

SQUARE POLE 60

Pole, E27



220-240V ~50/60Hz
Material: Edelstahl 304



Socket: 1xE27 max. Ø: 6 cm | L: 15 cm

Variante	Art.Nr.	EUR
● edelstahl	1000345	292,00



| 13.5W | 240°
3000K | 1520lm | EEK=E
14kWh/1000h



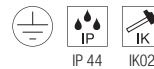
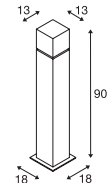
Art. Nr.: 1005307 | 12,50 EUR



Artikel	Art.Nr.	EUR
Betonanker		
● edelstahl	1000343	54,00
Erdspieß		
● grau	231234	52,00
Verbindungsbox IP68, 3-polig		
● schwarz	228730	23,00

SQUARE POLE 90

Pole, E27



220-240V ~50/60Hz
Material: Edelstahl 304



Socket: 1xE27 max. Ø: 6 cm | L: 15 cm

Variante	Art.Nr.	EUR
● edelstahl	1000346	343,00



| 13.5W | 240°
3000K | 1520lm | EEK=E
14kWh/1000h



Art. Nr.: 1005307 | 12,50 EUR



Artikel	Art.Nr.	EUR
Betonanker		
● edelstahl	1000343	54,00
Erdspieß		
● grau	231234	52,00
Verbindungsbox IP68, 3-polig		
● schwarz	228730	23,00

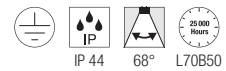
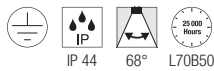
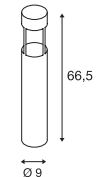
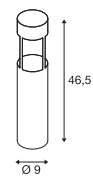
231455 085





SLOTS 45 Pole

SLOTS 65 Pole



220-240V ~50/60Hz
Systemleistung: 4.5W
Material: Aluminium

220-240V ~50/60Hz
Systemleistung: 4.5W
Material: Aluminium

- Betonanker inkl.

- Betonanker inkl.



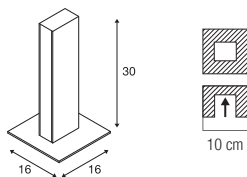
Down 200lm | 3000K

Down 200lm | 3000K

Variante	Art.Nr.	EUR
● anthrazit	231815	181,00
● rost	231817	181,00

Variante	Art.Nr.	EUR
● anthrazit	231455	191,00
● rost	231457	191,00

H-POL 30 Pole



100-277V ~50/60Hz | 480mA
Systemleistung: 9.7W
Material: Aluminium / Kunststoff

- Das Produkt ist zum Bodeneinbau vorgesehen
- Zur optionalen Montage im Erdreich steht ein größerer Einbautopf zu Verfügung.
Einbaumaße L: 14cm B: 14cm T: 16cm



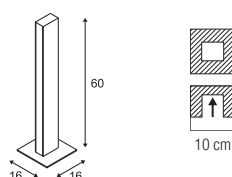
Down 350lm | 3000K

Variante	Art.Nr.	EUR
● anthrazit	232155	242,00



Artikel	Art.Nr.	EUR
Einbautopf 14x14cm		
● schwarz	232195	49,50

H-POL 60 Pole



100-277V ~50/60Hz | 500mA
Systemleistung: 18W
Material: Aluminium / Kunststoff

- Das Produkt ist zum Bodeneinbau vorgesehen
- Zur optionalen Montage im Erdreich steht ein größerer Einbautopf zu Verfügung.
Einbaumaße L: 14cm B: 14cm T: 16cm




Down 700lm | 3000K

Variante	Art.Nr.	EUR
● anthrazit	232165	353,00




Artikel	Art.Nr.	EUR
Einbautopf 14x14cm		
● schwarz	232195	49,50



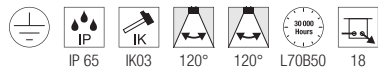
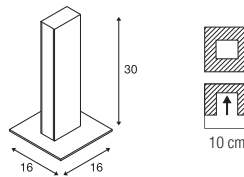
232155

086



232185 087

H-POL TWIN 30 Pole



100-277V ~50/60Hz | 500mA
 Systemleistung: 18W
 Material: Aluminium / Kunststoff

- Das Produkt ist zum Bodeneinbau vorgesehen.
- Zur optionalen Montage im Erdreich steht ein größerer Einbautopf zu Verfügung. Einbaumaße L: 14cm B: 14cm T: 16cm



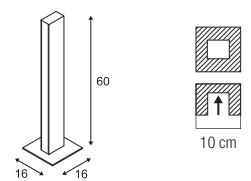
Down 350lm | 3000K

Variante	Art.Nr.	EUR
● anthrazit	232175	333,00



Artikel	Art.Nr.	EUR
Einbautopf 14x14cm		
● schwarz	232195	49,50

H-POL TWIN 60 Pole



220-240V ~50/60Hz | 1000mA
 Systemleistung: 35W
 Material: Aluminium / Kunststoff

- Das Produkt ist zum Bodeneinbau vorgesehen.
- Zur optionalen Montage im Erdreich steht ein größerer Einbautopf zu Verfügung. Einbaumaße L: 14cm B: 14cm T: 16cm




Down 700lm | 3000K

Variante	Art.Nr.	EUR
● anthrazit	232185	464,00



Artikel	Art.Nr.	EUR
Einbautopf 14x14cm		
● schwarz	232195	49,50



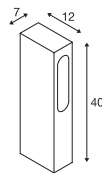


232135 088



232145 088

SLOTBOX 40 Pole



100-277V ~50/60Hz | 700mA
Systemleistung: 8W
Material: Aluminium

- offenes Kabelende



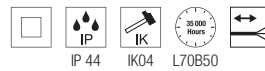
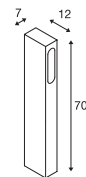
Down 160lm | 3000K

Variante	Art.Nr.	EUR
● anthrazit	232135	201,00



Artikel	Art.Nr.	EUR
Verbindungsbox IP68, 3-polig		
● schwarz	228730	23,00

SLOTBOX 70 Pole



100-277V ~50/60Hz | 700mA
Systemleistung: 8.7W
Material: Aluminium

- offenes Kabelende




Down 160lm | 3000K

Variante	Art.Nr.	EUR
● anthrazit	232145	242,00



Artikel	Art.Nr.	EUR
Verbindungsbox IP68, 3-polig		
● schwarz	228730	23,00

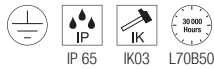
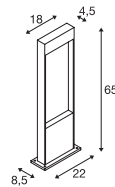



1002957 089



1002958 089

FLATT 65 POLE



100-240V ~50/60Hz | 350mA
Systemleistung: 10W
Material: Aluminium / Aluminium

- Lichtfarbe durch Schalter im Gehäuse vor der Installation wählbar



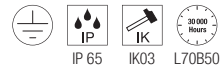
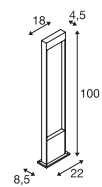
Down 400lm | 3000K | 400lm | 4000K

Variante	Art.Nr.	EUR
● anthrazit	1002956	248,00
● braun / anthrazit	1002957	248,00



Artikel	Art.Nr.	EUR
Verbindungsbox IP68, 3-polig		
● schwarz	228730	23,00

FLATT 100 POLE



100-240V ~50/60Hz | 350mA
Systemleistung: 10W
Material: Aluminium / Aluminium

- Lichtfarbe durch Schalter im Gehäuse vor der Installation wählbar




Down 400lm | 3000K | 400lm | 4000K

Variante	Art.Nr.	EUR
● anthrazit	1002958	302,00
● braun / anthrazit	1002959	302,00

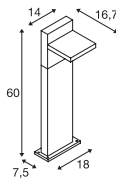


Artikel	Art.Nr.	EUR
Verbindungsbox IP68, 3-polig		
● schwarz	228730	23,00





ABRIDOR 60 Pole



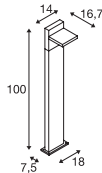
100-240V ~50/60Hz | 300mA
Systemleistung: 12W
Material: Aluminium



Down 950lm | 3000K | 980lm | 4000K

Variante	Art.Nr.	EUR
● anthrazit	1002991	222,00

ABRIDOR 100 Pole



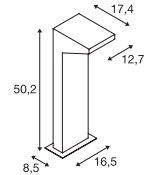
100-240V ~50/60Hz | 300mA
Systemleistung: 12W
Material: Aluminium



Down 950lm | 3000K | 980lm | 4000K

Variante	Art.Nr.	EUR
● anthrazit	1002992	282,00

IPERI 50 Pole



220-240V ~50/60Hz
Systemleistung: 4.5W
Material: Aluminium / Kunststoff



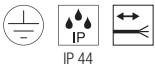
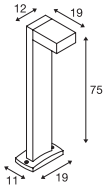
Down 400lm | 4000K

Variante	Art.Nr.	EUR
● anthrazit	231305	129,00



Artikel	Art.Nr.	EUR
Erdspeiß		
● grau	231231	49,50

QUADRASYL 75
Pole, TCR-TSE



220-240V ~50/60Hz
Material: Aluminium

- Betonanker inkl.
- offenes Kabelende



Socket: 1xGX53 max. Ø: 7.5 cm | L: 2.7 cm

Variante	Art.Nr.	EUR
● anthrazit	232295	166,00
● grau	232294	166,00




LED GX53 | 6.1W | 120°
3000K | 490lm | EEK=G
6kWh/1000h



Art. Nr.: 1005271 | 11,50 EUR



Artikel	Art.Nr.	EUR
T-Verbinderbox		
● schwarz	228726	36,00

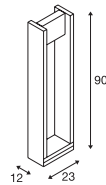


232295 092

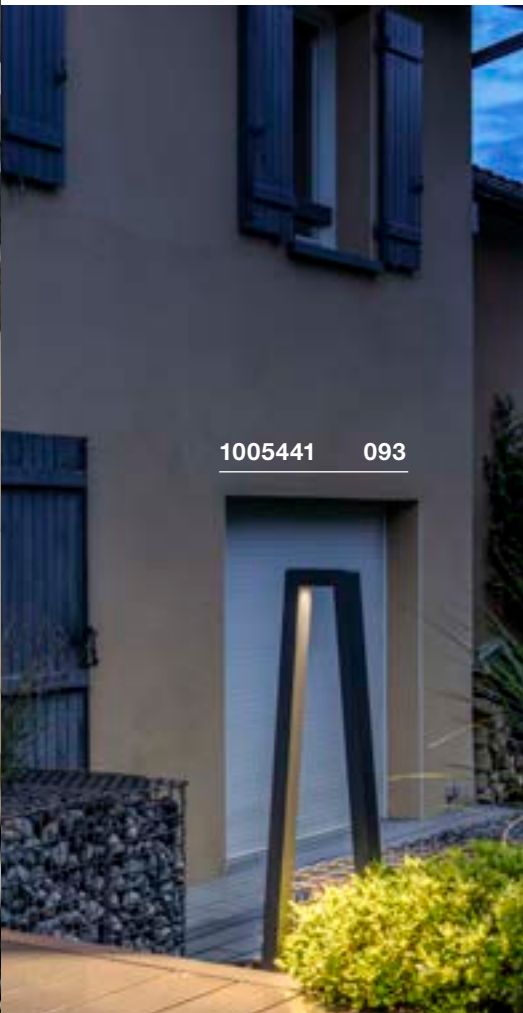
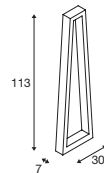


1003001 093

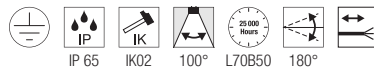
QUAD POLE Pole



BOOKAT Pole



1005441 093



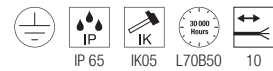
100-277V ~50/60Hz | 500mA
Systemleistung: 18W
Material: Aluminium / Glas

- offenes Kabelende



Down 1550lm | 3000K

Variante	Art.Nr.	EUR
● anthrazit	1003001	370,00



100-277V ~50/60Hz | 700mA
Systemleistung: 15W
Material: Aluminium / Polycarbonat (PC)

- inkl. IP Verbindungsbox
- IP Anschlussbox



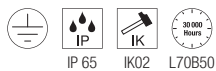
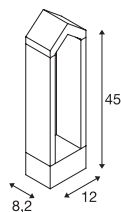
Down 1240lm | 3000K | 1300lm | 4000K

Variante	Art.Nr.	EUR
● anthrazit	1005441	403,00



Artikel	Art.Nr.	EUR
Verbindungsbox IP68, 3-polig		
● schwarz	228730	23,00

RASCALI 45
Pole



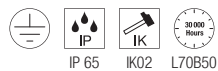
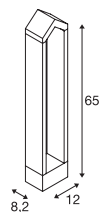
220-240V ~50/60Hz
Systemleistung: 8W
Material: Aluminium



Down 360lm | 3000K

Variante	Art.Nr.	EUR
● anthrazit	1000799	184,00

RASCALI 65
Pole





220-240V ~50/60Hz
Systemleistung: 8W
Material: Aluminium



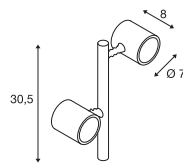
Down 360lm | 3000K

Variante	Art.Nr.	EUR
● anthrazit	1000801	207,00





MYRA SPOT
Double, GU10



220-240V ~50/60Hz
Material: Aluminium

- Die Leuchtenhöhe kann max. durch 2 Verlängerungsstäbe erhöht werden.
- offenes Kabelende



Socket: 2xGU10 max. Ø: 5.1 cm | L: 5.7 cm

Variante	Art.Nr.	EUR
● anthrazit	233185	169,00



LED GU10 51mm | 6W | 38°
2700K | 450lm | EEK=F
6kWh/1000h

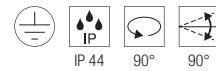
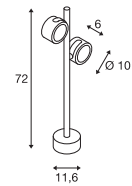


Art. Nr.: 1005075 | 7,50 EUR



Artikel	Art.Nr.	EUR
Betonanker		
● silber	228712	64,00
Schraubenset		
● edelstahl	228752	6,50
Standfuß		
● anthrazit	233145	26,75
Verlängerungsstab 30 cm		
● anthrazit	233165	26,75

SITRA 360
Pole, TCR-TSE



220-240V ~50/60Hz
Material: Aluminium / Glas



Socket: 2xGX53 max. Ø: 7.5 cm | L: 3.5 cm

Variante	Art.Nr.	EUR
● anthrazit	231505	162,00



LED GX53 | 6.1W | 120°
3000K | 490lm | EEK=G
6kWh/1000h



Art. Nr.: 1005271 | 11,50 EUR



Artikel	Art.Nr.	EUR
Erdspieß		
● grau	230060	53,00





1001962 097



LED
SYNA PLANT | 099



LED
SYNA GARDEN | 099



LED
SYNA | 099



LED
FLOODI S | 101



LED
FLOODI M | 101



LED
FLOODI L | 101



LED
GALEN 60 | 102



LED
GALEN 120 | 102



LED
FLAC BEAM® | 103



SOCKET
SAMRINA | 103



SOCKET
NAUTILUS 10 | 104



SOCKET
BIG NAUTILUS | 104



SOCKET
NAUTILUS 10 | 105



LED
NAUTILUS 10 | 106



SOCKET
NAUTILUS | 107



SOCKET
NAUTILUS 10
SPOT | 107



LED
NAUTILUS 10
SPOT LED | 107



LED
DASAR®
PROJECTOR | 108



LED
DASAR® 920 | 108



LED
HELIA SPOT S | 109



LED
HELIA SPOT L | 109



SOCKET
THEO BRACKET | 111



LED
LED SPIKE | 111




SOCKET
SITRA 360 SPIKE | 113



SOCKET
SITRA 360 SPIKE | 113



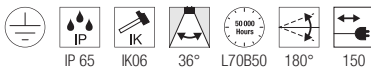
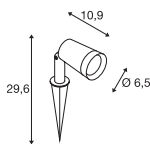
227505 099



1007147 099



SYNA PLANT SP



220-240V ~50/60Hz | 250mA
Systemleistung: 6W
Material: Aluminium

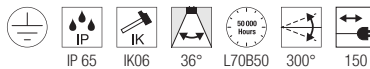
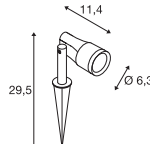
- IP44 Schutzkontaktstecker



Down 540lm | 3000K

Variante	Art.Nr.	EUR
● schwarz	1007146	65,00

SYNA GARDEN SP



220-240V ~50/60Hz | 250mA
Systemleistung: 6W
Material: Aluminium

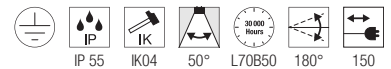
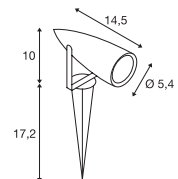
- IP44 Schutzkontaktstecker



Down 540lm | 3000K

Variante	Art.Nr.	EUR
● schwarz	1007147	69,00

SYNA SP



220-240V ~50/60Hz | 250mA
Systemleistung: 9W
Material: Aluminium / Acryl

- IP44 Schutzkontaktstecker



Down 470lm | 3000K

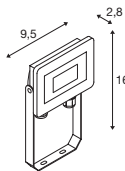
Variante	Art.Nr.	EUR
● anthrazit	227505	80,00



1006193 101



FLOODI S SP



220-240V ~50/60Hz
Systemleistung: 9.3W
Material: Aluminium



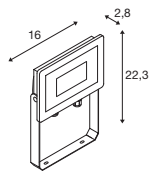
Down 1040lm | 3000K

Variante	Art.Nr.	EUR
● anthrazit	1006191	30,00



Artikel	Art.Nr.	EUR
Sensor		
● schwarz	1006326	29,00

FLOODI M SP



220-240V ~50/60Hz
Systemleistung: 30W
Material: Aluminium



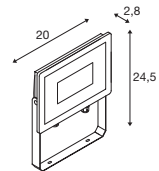
Down 2980lm | 3000K

Variante	Art.Nr.	EUR
● anthrazit	1006192	45,00



Artikel	Art.Nr.	EUR
Sensor		
● schwarz	1006326	29,00

FLOODI L SP



220-240V ~50/60Hz
Systemleistung: 48W
Material: Aluminium



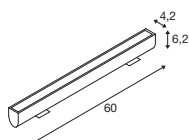
Down 5150lm | 3000K

Variante	Art.Nr.	EUR
● anthrazit	1006193	60,00



Artikel	Art.Nr.	EUR
Sensor		
● schwarz	1006326	29,00

GALEN 60 SP



220-240V ~50/60Hz | 450mA
Systemleistung: 18W
Material: Aluminium / Glas



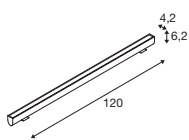
Down 1570lm | 3000K | 1570lm | 4000K

Variante	Art.Nr.	EUR
● anthrazit	1003447	229,00



Artikel	Art.Nr.	EUR
Anschlussleitung 5m mit offenem Kabelende		
● schwarz	231960	28,00
Verbindungskabel 1,0m		
● schwarz	231961	19,00

GALEN 120 SP



220-240V ~50/60Hz | 900mA
Systemleistung: 34W
Material: Aluminium / Glas



Down 3000lm | 3000K | 3100lm | 4000K

Variante	Art.Nr.	EUR
● anthrazit	1003448	339,00



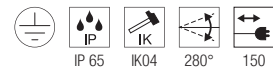
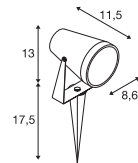
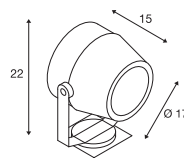

Artikel	Art.Nr.	EUR
Anschlussleitung 5m mit offenem Kabelende		
● schwarz	231960	28,00
Verbindungskabel 1,0m		
● schwarz	231961	19,00





FLAC BEAM® SP

SAMRINA SP, single, GU10



220-240V ~50/60Hz
Systemleistung: 27W
Material: Aluminium / Glas

220-240V ~50/60Hz
Material: Kunststoff / Glas

- IP44 Schutzkontaktstecker

- Enthält recyceltes Material
- IP44 Schutzkontaktstecker



Down 1600lm | 3000K

Socket: GU10 max. Ø: 6 cm | L: 6 cm

Variante	Art.Nr.	EUR
● grau	231072	492,00

Variante	Art.Nr.	EUR
● schwarz	1004757	45,50



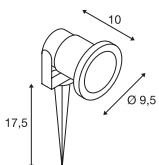
LED GU10 51mm | 6W | 38°
2700K | 450lm | EEK=F
6kWh/1000h



Art. Nr.: 1005077 | 7,50 EUR



NAUTILUS 10
SP, rund, QPAR51



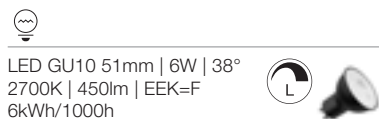
220-240V ~50/60Hz
Material: Aluminium

- IP44 Schutzkontaktstecker



Socket: 1xGU10 max. L: 5.7 cm

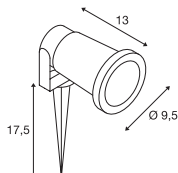
Variante	Art.Nr.	EUR
● grau	227418	27,00



LED GU10 51mm | 6W | 38°
2700K | 450lm | EEK=F
6kWh/1000h

Art. Nr.: 1005077 | 7,50 EUR

BIG NAUTILUS
SP, rund, QPAR51



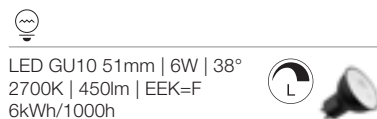
220-240V ~50/60Hz
Material: Aluminium

- IP44 Schutzkontaktstecker




Socket: GU10 max. Ø: 5.1 cm | L: 8.3 cm

Variante	Art.Nr.	EUR
● schwarz	227410	30,00
● rost	1001964	30,00
● grün	1001965	30,00




LED GU10 51mm | 6W | 38°
2700K | 450lm | EEK=F
6kWh/1000h

Art. Nr.: 1005077 | 7,50 EUR

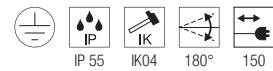
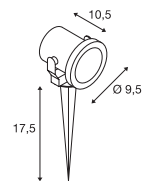


227418 104





NAUTILUS 10
SP, rund, QPAR51



220-240V ~50/60Hz
Material: Edelstahl 316

- IP44 Schutzkontaktstecker



Socket: 1xGU10 max. Ø: 5.1 cm | L: 5.7 cm


Variante	Art.Nr.	EUR
● edelstahl	229740	99,00



LED GU10 51mm | 6W | 38°
2700K | 450lm | EEK=F
6kWh/1000h



Art. Nr.: 1005077 | 7,50 EUR

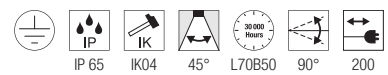
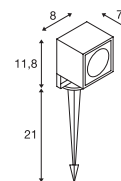


1001964 104



231035 106

NAUTILUS 10 SP, quadratisch



100-277V ~50/60Hz | 700mA
Systemleistung: 8.5W
Material: Aluminium / Glas

- IP44 Schutzkontaktstecker



1001962 107



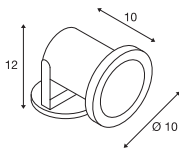
Down

660lm | 3000K

Variante	Art.Nr.	EUR
● anthrazit	231035	145,00



NAUTILUS SP, QR-C51



12V ~50Hz
Material: Edelstahl 304 / Glas

- offenes Kabelende



Socket: 1xGX5.3

Variante	Art.Nr.	EUR
● edelstahl	229090	89,00

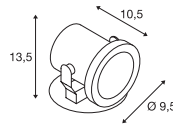


LED GU5.3 | 5,8W | 36°
2700K | 450lm | EEK=G
6kWh/1000h

Art. Nr.: 1001574 | 35,00 EUR



NAUTILUS 10 SPOT SP, QPAR51



220-240V ~50/60Hz
Material: Edelstahl 316

- offenes Kabelende



Socket: 1xGU10 max. Ø: 5.1 cm | L: 6 cm

Variante	Art.Nr.	EUR
● edelstahl	229741	99,00



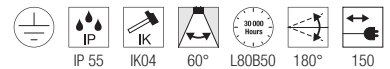
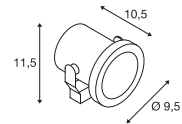
LED GU10 51mm | 6W | 38°
2700K | 450lm | EEK=F
6kWh/1000h

Art. Nr.: 1005077 | 7,50 EUR



Artikel	Art.Nr.	EUR
Verbindungsbox IP68, 3-polig		
● schwarz	228730	23,00

NAUTILUS 10 SPOT LED SP



220-240V ~50/60Hz
Systemleistung: 9W
Material: Edelstahl 316

- IP44 Schutzkontaktstecker



Down 520lm | 3000K

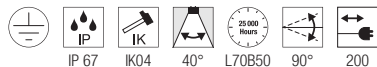
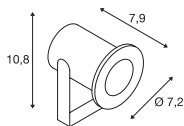
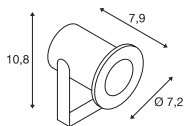
Variante	Art.Nr.	EUR
● edelstahl	1001962	114,00



Artikel	Art.Nr.	EUR
Erdspieß Kunststoff		
● schwarz	900011	4,00
Montageplatte		
● edelstahl	1001963	9,05

DASAR® PROJECTOR
SP, 12/24V

DASAR® 920
SP, 230V



12-24V DC
Systemleistung: 6.5W
Material: Edelstahl 316 / Glas

220-240V ~50/60Hz | 400mA
Systemleistung: 4.6W
Material: Edelstahl 316 / Glas

- offenes Kabelende

- IP44 Schutzkontaktstecker



Down 520lm | 3000K



Down 300lm | 3000K

Variante	Art.Nr.	EUR
● edelstahl	233570	242,00


Variante	Art.Nr.	EUR
● edelstahl	233571	302,00



Artikel	Art.Nr.	EUR
Erdspieß Edelstahl 316		
● edelstahl	233580	19,00
Erdspieß Kunststoff		
● schwarz	900011	4,00
LED Netzteil 15W 12V		
○ weiß	1005444	29,50
LED Netzteil 15W 24V		
○ weiß	1005445	29,50
Montageplatte Edelstahl 316		
● edelstahl	233582	26,00



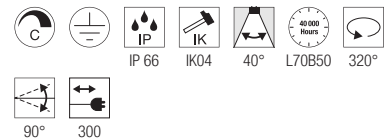
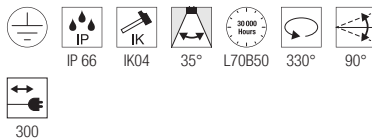
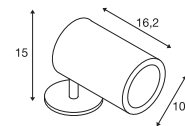
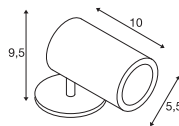
Artikel	Art.Nr.	EUR
Erdspieß Edelstahl 316		
● edelstahl	233580	19,00
Erdspieß Kunststoff		
● schwarz	900011	4,00
Montageplatte Edelstahl 316		
● edelstahl	233582	26,00





HELIA SPOT S SP, single

HELIA SPOT L SP, single, PHASE



220-240V ~50/60Hz | 500mA
Systemleistung: 6.5W
Material: Aluminium

220-240V ~50/60Hz | 700mA
Systemleistung: 15W
Material: Aluminium / Glas

- IP44 Schutzkontaktstecker

- IP44 Schutzkontaktstecker



Down 440lm | 3000K

Down 1340lm | 3000K

Variante	Art.Nr.	EUR
● anthrazit	1000735	176,00

Variante	Art.Nr.	EUR
● anthrazit	228555	226,00




Artikel	Art.Nr.	EUR
Erdspieß		
● edelstahl	1000736	21,75

Artikel	Art.Nr.	EUR
Erdspieß		
● edelstahl	228560	26,50



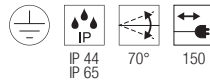
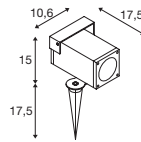
1004652 111



1002201 111



THEO BRACKET SP



220-240V ~50/60Hz
Material: Aluminium / Glas

- IP44 Schutzkontaktstecker



Socket: 1xGU10 max. Ø: 5.1 cm | L: 5.7 cm

Variante	Art.Nr.	EUR
● anthrazit	1004652	66,00

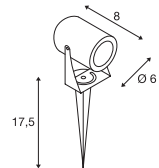


LED GU10 51mm | 6W | 38°
2700K | 450lm | EEK=F
6kWh/1000h



Art. Nr.: 1005077 | 7,50 EUR

LED SPIKE SP



100-240V ~50/60Hz | 240mA
Systemleistung: 6W
Material: Aluminium / Glas

- IP44 Schutzkontaktstecker



Down 400lm | 3000K

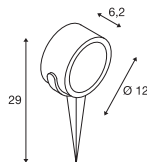
Variante	Art.Nr.	EUR
● anthrazit	1002201	70,00
● rost	1002203	70,00



231535 113



SITRA 360 SPIKE SP, single, TCR-TSE



220-240V ~50/60Hz
Material: Aluminium / Glas

- IP44 Schutzkontaktstecker

SOCKET INSIDE <9 W

Socket: 1xGX53 max. Ø: 7.5 cm | L: 3.5 cm

Variante	Art.Nr.	EUR
● anthrazit	231525	64,00

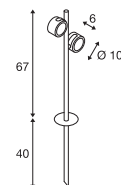


LED GX53 | 6.1W | 120°
3000K | 490lm | EEK=G
6kWh/1000h



Art. Nr.: 1005271 | 11,50 EUR

SITRA 360 SPIKE SP, double, TCR-TSE



220-240V ~50/60Hz
Material: Aluminium / Glas

- IP44 Schutzkontaktstecker

SOCKET INSIDE <9 W

Socket: 2xGX53 max. Ø: 7.5 cm | L: 3.5 cm

Variante	Art.Nr.	EUR
● anthrazit	231535	191,00



LED GX53 | 6.1W | 120°
3000K | 490lm | EEK=G
6kWh/1000h



Art. Nr.: 1005271 | 11,50 EUR



234515

115



NEW

SCKET

PHOTONI | 119



NEW

LED

LID II | 121



NEW

LED

LID II | 121



NEW

LED

LID I | 123



NEW

LED

LID I | 123



NEW

LED

I-RING | 124



NEW

LED

OVAL 14 | 125



NEW

LED

OVAL 18 | 125



NEW

LED

CONCRETO M | 127



NEW

LED

CONCRETO L | 127



LED

VANO WING | 129



LED

VANO WING | 129



LED

MANA BASE | 130



NEW

RUSTY® MANA | 130



NEW

RUSTY® MANA | 130



LED

MANA OUT | 131



NEW

LED

MANA OUT | 131



NEW

LED

ENOLA OCULUS | 133



NEW

LED

ENOLA OCULUS | 133



LED

ENOLA OCULUS S | 135



LED

ENOLA OCULUS M | 135



LED

ENOLA ROUND L | 135



LED

ENOLA ROUND S UP/DOWN | 137



LED

ENOLA ROUND M UP/DOWN | 137



LED

ENOLA ROUND L UP/DOWN | 137



LED

ENOLA SQUARE S | 139



LED

ENOLA SQUARE M | 139



LED

ENOLA SQUARE L | 139



LED

ENOLA SQUARE S UP/DOWN | 140



LED

ENOLA SQUARE M UP/DOWN | 140



LED

ENOLA SQUARE L UP/DOWN | 140



SCKET

THEO UP/DOWN | 145



LED

BIG THEO BEAM UP/FLOOD DOWN | 145



SCKET

BIG THEO UP/DOWN | 145



LED

BIG THEO FLOOD UP/DOWN | 146



SCKET

THEO | 146



SCKET

BIG THEO | 147



LED

BIG THEO | 147



LED

SITRA S | 149



LED

SITRA S | 149



LED

SITRA M | 151



LED

SITRA L | 151

NEW



SCKET
SITRA CUBE | 151



SCKET
GRAFIT | 152



SCKET
GRAFIT | 152



SCKET
GRAFIT | 153



SCKET
GRAFIT | 153



LED
QUADRULO | 154



SCKET
QUADRULO
SENSOR | 155



SCKET
QUADRULO | 155



SCKET
MERIDIAN | 156



SCKET
MERIDIAN BOX | 156



SCKET
MERIDIAN BOX
SENSOR | 157



SCKET
MERIDIAN BOX | 157



LED
ESKINA FRAME | 159



LED
ESKINA FRAME | 159



LED
ESKINA FRAME | 159



LED
BOOKAT | 161



LED
BIG QUAD | 162



LED
QUAD | 162



LED
QUAD
UP/DOWN 15 | 163



LED
BIG QUAD
UP/DOWN | 165



LED
BIG QUAD | 165



LED
RUSTY®
UP/DOWN | 166



LED
RUSTY®
UP/DOWN | 166



LED
OVALISK
SENSOR | 167



LED
OVALISK | 167



LED
PEMA® | 168



LED
PEMA® | 169



LED
PEMA® | 169



SCKET
PEMA® | 169



LED
FLATT SENSOR | 170



LED
FLATT | 170



SCKET
ASTINA | 171



SCKET
ASTINA STEEL | 171



LED
ANGOLUX
SENSOR | 172



LED
ANGOLUX | 172



LED
VILUA S | 173



LED
VILUA L | 173



LED
VILUA | 173



SCKET
MYRA
UP/DOWN | 174



LED
SITRA
UP/DOWN | 175



SCKET
SITRA
UP/DOWN | 175



SCKET
ROX | 177



SCKET
ROX UP/DOWN | 177



LED
DELWA | 177



LED
SLOTS | 178



SCKET
WALLYX | 178



LED
DOWNUNDER
OUT | 179



LED
DOWNUNDER
OUT | 179



LED
ABRIDOR
SENSOR | 180



LED
ABRIDOR | 180



LED
ORDI SENSOR | 181



LED
ORDI | 181



SCKET
BOX-L | 183



LED
BOX-L | 183



SCKET
BOX UP/DOWN | 183



LED
LOGS | 185



LED
OUT-BEAM UP /
FLOOD DOWN | 185



LED
L-LINE OUT | 185



SCKET
PHOTONIA | 187



SCKET
MOLAT | 187



SCKET
GLOO PURE | 187



SCKET
F-POL | 188



SCKET
SQUARE | 189



SCKET
KERAS ELT | 189



SCKET
SITRA | 189



LED
RASCALI | 190



LED
IPERI | 190



SCKET
QUADRASYL | 191



SCKET
SQUARE TURN | 191



LED
TODAY PRO | 193



LED
ESKINA D | 193



SCKET
MYRA DISPLAY | 193



LED
LED SPOT | 195



SCKET
NAUTILUS | 195



SCKET
MYRA | 195


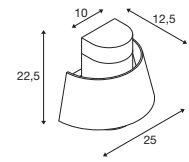
1007585 119





PHOTONI WL, E27

NEW



220-240V ~50/60Hz
Material: Aluminium

- sea-air-resistant

SOCKET **INSIDE** 13 W

Socket: 1xE27 max. Ø: 6 cm L: 11.6 cm

Variante	Art.Nr.	EUR
● schwarz	1007585	99,00
● rost	1007581	99,00



LED E27 | 8W | 240°
3000K | 880lm | EEK=E
8kWh/1000h



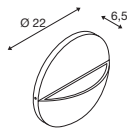
Art. Nr.: 1005289 | 10,25 EUR



1007281 121



LID II
WL



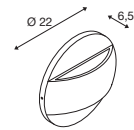
220-240V ~50/60Hz | 350mA
Systemleistung: 15W
Material: Aluminium



Down 800lm | 2700K | 800lm | 3000K

Variante	Art.Nr.	EUR
● anthrazit	1007282	● 109,00

LID II
WL, up/down



220-240V ~50/60Hz | 700mA
Systemleistung: 28W
Material: Aluminium



Up 750lm | 2700K | 750lm | 3000K
Down 750lm | 2700K | 750lm | 3000K

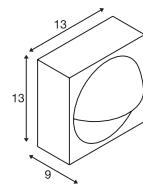
Variante	Art.Nr.	EUR
● anthrazit	1007281	● 129,00

1007667 123





LID I WL, single



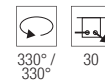
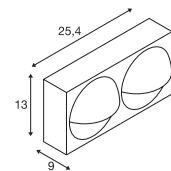
220-240V ~50/60Hz | 350mA
Systemleistung: 15W
Material: Aluminium



Down 900lm | 2700K | 1050lm | 3000K

Variante	Art.Nr.	EUR
● anthrazit	1007667	● 144,00

LID I WL, double



220-240V ~50/60Hz | 700mA
Systemleistung: 29W
Material: Aluminium



Spot 1 850lm | 2700K | 1000lm | 3000K
Spot 2 850lm | 2700K | 1000lm | 3000K

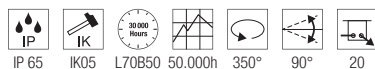
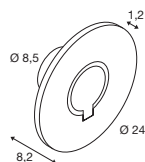
Variante	Art.Nr.	EUR
● anthrazit	1007668	● 229,00



1007236 124

I-RING WL

NEW



100-240V ~50/60Hz | 350mA
Systemleistung: 9.2W
Material: Aluminium



CRI
80

Down

670lm | 3000K

Variante	Art.Nr.	EUR
● anthrazit	1007236	● 164,00



OVAL 14 WL, up/down

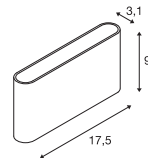
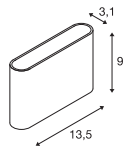
OVAL 18 WL, up/down

1007142 125

NEW



NEW



220-240V ~50/60Hz | 145mA
Systemleistung: 5.7W
Material: Aluminium / Polycarbonat (PC)

220-240V ~50/60Hz | 275mA
Systemleistung: 9.3W
Material: Aluminium / Polycarbonat (PC)



Up	280lm	2700K	280lm	3000K
Down	280lm	2700K	280lm	3000K

Up	430lm	2700K	430lm	3000K
Down	430lm	2700K	430lm	3000K

Variante	Art.Nr.	EUR
● schwarz	1007142	73,00
○ weiß	1007143	73,00

Variante	Art.Nr.	EUR
● schwarz	1007144	87,00
○ weiß	1007145	87,00

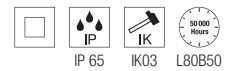
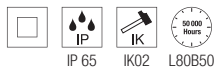
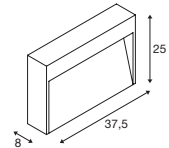
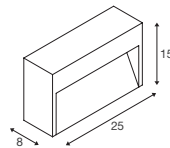
1006405 127





CONCRETO M WL

CONCRETO L WL



220-240V ~50/60Hz | 700mA
Systemleistung: 8.5W
Material: Beton / Aluminium

220-240V ~50/60Hz | 700mA
Systemleistung: 12W
Material: Beton / Aluminium



Down 270lm | 3000K

Down 470lm | 3000K

Variante	Art.Nr.	EUR
● grau	1006404	● 200,00

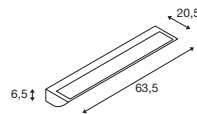
Variante	Art.Nr.	EUR
● grau	1006405	● 260,00

JAS DOMINICAS

ONASTERIO
A CATALINA DE SIENA



VANO WING SP, DALI



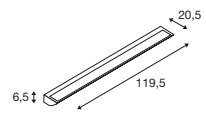
220-240V ~50/60Hz | 500mA
Systemleistung: 25W
Material: Aluminium / Glas



Down 1400lm | 3000K

Variante	Art.Nr.	EUR
● grau	1006268	429,00

VANO WING SP, DALI




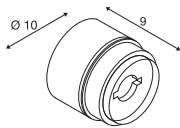
220-240V ~50/60Hz | 1050mA
Systemleistung: 49W
Material: Aluminium / Glas



Down 3140lm | 3000K

Variante	Art.Nr.	EUR
● grau	1006270	529,00

MANA BASE
WL, rund, PHASE



220-240V ~50/60Hz | 350mA
Systemleistung: 15W
Material: Aluminium / Polycarbonat (PC)



Down 800lm | 2700K | 820lm | 3000K

Variante	Art.Nr.	EUR
● anthrazit	1006319	189,00

RUSTY® MANA
Schirm, eckig



NEW

L: 28 cm B: 28 cm H: 1.5 cm
Material: FeCSI-Stahl

Variante	Art.Nr.	EUR
● rost	1006317	59,00


RUSTY® MANA
Schirm, rund



NEW

H: 1.5 cm Ø: 28 cm
Material: FeCSI-Stahl

Variante	Art.Nr.	EUR
● rost	1006318	59,00



1006319 + 1006317 130



1003470 131

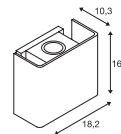
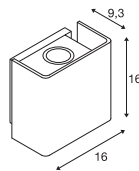


1002902 131



MANA OUT WL, PHASE

MANA OUT WL, Set



220-240V ~50/60Hz | 500mA
Systemleistung: 11W
Material: Aluminium / Aluminium

220-240V ~50/60Hz | 500mA
Systemleistung: 11W
Material: Aluminium / Beton



Up 325lm | 3000K
Down 325lm | 3000K

Up 325lm | 3000K
Down 325lm | 3000K

Variante	Art.Nr.	EUR
● anthrazit	1002900	239,00
● rost	1002902	239,00

Variante	Art.Nr.	EUR
● grau	1003470	272,00

1006328 133





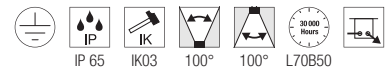
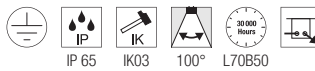
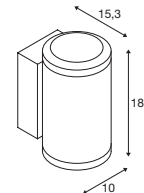
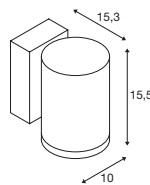
ENOLA OCULUS WL, single



ENOLA OCULUS WL, up/down



1006329 133



220-240V ~50/60Hz | 500mA
Systemleistung: 11W
Material: Aluminium / Glas

220-240V ~50/60Hz | 500mA
Systemleistung: 20W
Material: Aluminium / Glas



Down 1000lm | 3000K | 1100lm | 4000K



Up 940lm | 3000K | 1060lm | 4000K
Down 940lm | 3000K

Variante	Art.Nr.	EUR
● anthrazit	1006328	● 273,00

Variante	Art.Nr.	EUR
● anthrazit	1006329	● 344,00



Artikel	Art.Nr.	EUR
Abstandshalter		
● anthrazit	1002853	7,75



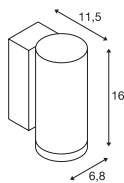
Artikel	Art.Nr.	EUR
Abstandshalter		
● anthrazit	1002853	7,75

1003440 135





ENOLA ROUND S WL, single



100-240V ~50/60Hz | 500mA
Systemleistung: 6W
Material: Aluminium / Glas



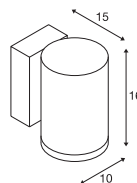
Down 450lm | 3000K | 500lm | 4000K

Variante	Art.Nr.	EUR
● anthrazit	1003422	200,00



Artikel	Art.Nr.	EUR
Abstandshalter		
● anthrazit	1002853	7,75
Reflektor 60°		
● chrom	1005262	16,40

ENOLA ROUND M WL, single



220-240V ~50/60Hz | 500mA
Systemleistung: 11W
Material: Aluminium / Glas



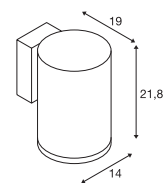
Down 860lm | 3000K | 980lm | 4000K

Variante	Art.Nr.	EUR
● anthrazit	1003423	245,00



Artikel	Art.Nr.	EUR
Abstandshalter		
● anthrazit	1002853	7,75
Linse 19°		
●● schwarz / chrom	1005205	41,75
Linse asymmetrisch		
●● schwarz / chrom	1005206	41,75
Reflektor 60°		
● chrom	1005207	24,75

ENOLA ROUND L WL, single



220-240V ~50/60Hz | 900mA
Systemleistung: 36W
Material: Aluminium / Glas



Down 3300lm | 3000K | 3700lm | 4000K

Variante	Art.Nr.	EUR
● anthrazit	1003440	343,00



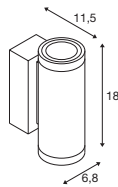
Artikel	Art.Nr.	EUR
Abstandshalter		
● anthrazit	1002853	7,75
Reflektor 60°		
● chrom	1005263	21,50



1003441 137



ENOLA ROUND S UP/DOWN WL



220-240V ~50/60Hz | 350mA
Systemleistung: 7.8W
Material: Aluminium / Glas



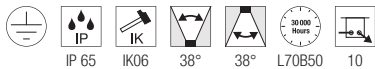
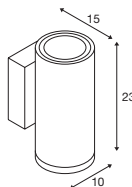
Up	310lm	3000K	350lm	4000K
Down	310lm	3000K	350lm	4000K

Variante	Art.Nr.	EUR
● anthrazit	1003424	245,00



Artikel	Art.Nr.	EUR
Abstandshalter		
● anthrazit	1002853	7,75
Reflektor 60°		
● chrom	1005262	16,40

ENOLA ROUND M UP/DOWN WL



220-240V ~50/60Hz | 500mA
Systemleistung: 20W
Material: Aluminium / Glas



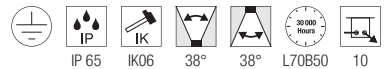
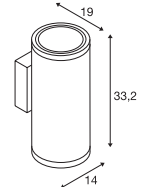
Up	830lm	3000K	950lm	4000K
Down	830lm	3000K	950lm	4000K

Variante	Art.Nr.	EUR
● anthrazit	1003425	300,00



Artikel	Art.Nr.	EUR
Abstandshalter		
● anthrazit	1002853	7,75
Linse 19°		
●● schwarz / chrom	1005205	41,75
Linse asymmetrisch		
●● schwarz / chrom	1005206	41,75
Reflektor 60°		
● chrom	1005207	24,75

ENOLA ROUND L UP/DOWN WL



220-240V ~50/60Hz | 700mA
Systemleistung: 55W
Material: Aluminium / Glas



Up	2700lm	3000K	3000lm	4000K
Down	2700lm	3000K	3000lm	4000K


Variante	Art.Nr.	EUR
● anthrazit	1003441	470,00



Artikel	Art.Nr.	EUR
Abstandshalter		
● anthrazit	1002853	7,75
Reflektor 60°		
● chrom	1005263	21,50



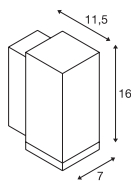
1003416 139



1003417 139



ENOLA SQUARE S WL, single



100-240V ~50/60Hz | 500mA
Systemleistung: 6W
Material: Aluminium / Glas



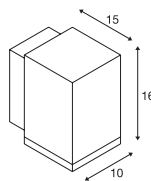
Down 450lm | 3000K | 500lm | 4000K

Variante	Art.Nr.	EUR
● anthrazit	1003416	200,00



Artikel	Art.Nr.	EUR
Abstandshalter		
● anthrazit	1002853	7,75
Reflektor 60°		
● chrom	1005262	16,40

ENOLA SQUARE M WL, single



220-240V ~50/60Hz | 500mA
Systemleistung: 11W
Material: Aluminium / Glas



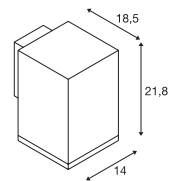
Down 860lm | 3000K | 980lm | 4000K

Variante	Art.Nr.	EUR
● anthrazit	1003417	245,00



Artikel	Art.Nr.	EUR
Abstandshalter		
● anthrazit	1002853	7,75
Linse 19°		
●● schwarz / chrom	1005205	41,75
Linse asymmetrisch		
●● schwarz / chrom	1005206	41,75
Reflektor 60°		
● chrom	1005207	24,75

ENOLA SQUARE L WL, single



220-240V ~50/60Hz | 900mA
Systemleistung: 36W
Material: Aluminium / Glas



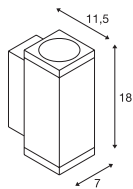
Down 3300lm | 3000K | 3700lm | 4000K

Variante	Art.Nr.	EUR
● anthrazit	1003437	343,00



Artikel	Art.Nr.	EUR
Abstandshalter		
● anthrazit	1002853	7,75
Reflektor 60°		
● chrom	1005263	21,50

ENOLA SQUARE S UP/DOWN WL



220-240V ~50/60Hz | 350mA
Systemleistung: 7.8W
Material: Aluminium / Glas



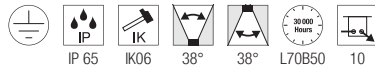
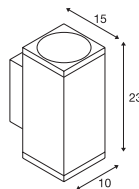
Up	310lm	3000K	350lm	4000K
Down	310lm	3000K	350lm	4000K

Variante	Art.Nr.	EUR
● anthrazit	1003418	245,00



Artikel	Art.Nr.	EUR
Abstandshalter		
● anthrazit	1002853	7,75
Reflektor 60°		
● chrom	1005262	16,40

ENOLA SQUARE M UP/DOWN WL



220-240V ~50/60Hz | 500mA
Systemleistung: 20W
Material: Aluminium / Glas



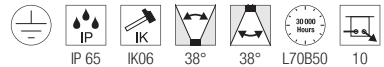
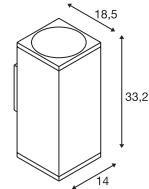
Up	830lm	3000K	950lm	4000K
Down	830lm	3000K	950lm	4000K

Variante	Art.Nr.	EUR
● anthrazit	1003419	300,00



Artikel	Art.Nr.	EUR
Abstandshalter		
● anthrazit	1002853	7,75
Linse 19°		
●● schwarz / chrom	1005205	41,75
Linse asymmetrisch		
●● schwarz / chrom	1005206	41,75
Reflektor 60°		
● chrom	1005207	24,75

ENOLA SQUARE L UP/DOWN WL



220-240V ~50/60Hz | 700mA
Systemleistung: 55W
Material: Aluminium / Glas



Up	2700lm	3000K	3000lm	4000K
Down	2700lm	3000K	3000lm	4000K

Variante	Art.Nr.	EUR
● anthrazit	1003438	470,00



Artikel	Art.Nr.	EUR
Abstandshalter		
● anthrazit	1002853	7,75
Reflektor 60°		
● chrom	1005263	21,50



ENOLA S, M, L
Reflektor, 56°



60°

S | H: 1.85 cm Ø: 4.5 cm
M | H: 4.00 cm Ø: 7.5 cm
L | H: 6.96 cm Ø: 11 cm
Material: Polycarbonat (PC)



ENOLA M
Linse 19°



34 / 12°

H: 3.8 cm
Ø: 7.5 cm
Material: Stahl / Polycarbonat (PC)



ENOLA M
Asymmetrische Linse



48 / 23°

H: 3 cm
Ø: 7.5 cm
Material: Stahl / Polycarbonat (PC)



Variante	Art.Nr.	EUR
● chrom S	1005262	16,40
● chrom M	1005207	24,75
● chrom L	1005263	21,50

Variante	Art.Nr.	EUR
●● schwarz / chrom	1005205	41,75

Variante	Art.Nr.	EUR
●● schwarz / chrom	1005206	41,75




EASY TO INSTALL

1

MONTAGE AN DER WAND.

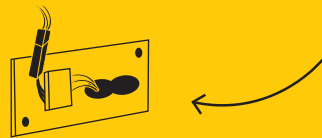
Montageplatte mit den Befestigungsschrauben
an der Wand verschrauben.



2

UNKOMPLIZIERT ZUSAMMENSTECKEN.

Die Stromzufuhr-Steckverbindung mit den
LED-Leuchten verbinden.



3

SAUBERES UND SICHERES ZUSAMMENFÜGEN.

Die Leuchte in die praktische Führungsnut der
Montageplatte einhängen und den Leuchtenkörper
mit der Montageplatte verschrauben.

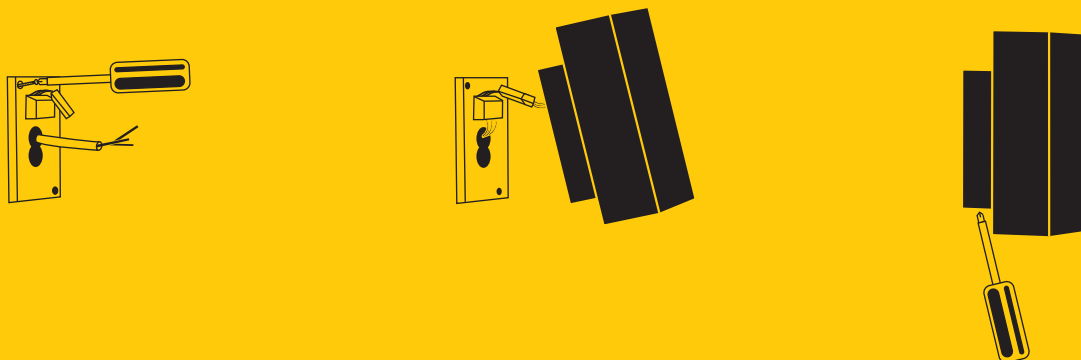


FERTIG!

Weil sich Effizienz immer auszahlt, sind SLV Leuchten leicht, schnell und sicher zu installieren. Durch fixierte Montageplatten, einhängbare Leuchtenköpfe, Federklemmanschlüsse, Durchverdrahtungen, Kabeleinführungen und weitere Features bieten sie entscheidende Vorteile: Sie sparen Zeit, Aufwand und Kosten.

EINHÄNGBARE LEUCHTENKÖPFE.

Auch bei unserer ENOLA® Familie lässt sich der Leuchtenkopf von der an der Wand fixierten Montageplatte trennen. So bleiben nach dem Einhängen über die integrierte Nase und dem elektrischen Anschluss via Steckverbinder beide Hände frei, um die Leuchte sicher anzuschrauben.



PRAKTISCHE FEDERKLEMMANSCHLÜSSE.

Die würfelförmigen SITRA CUBE Wandleuchten überzeugen durch moderne Schlichtheit. Dazu sind auch sie schnell und leicht installiert: Einfach die Anschlusskabel werkzeuglos und direkt anklemmen und die Kupplung der Montageplatte mit dem Stecker der Leuchte verbinden – fertig!



DURCHGÄNGIG DURCHVERDRAHTET.

Unsere QUADRULO Wand- und Deckenleuchten zeigen, wie einfach die Durchverdrahtung in der Praxis funktioniert. Denn in der Grundplatte sind zwei Kabeleinführungen in 8er-Form vorgesehen. Auch die Federklemme besitzt zwei Anschlussmöglichkeiten. So lassen sich gleich mehrere Leuchten schnell und einfach installieren.





229532

145


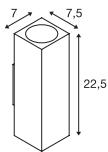


234515

145



THEO UP/DOWN
WL, QPAR51



220-240V ~50/60Hz
Material: Aluminium / Glas



Socket: 2xGU10

Variante	Art.Nr.	EUR
● anthrazit	229535	90,00
○ weiß	229531	90,00
● grau	229532	90,00

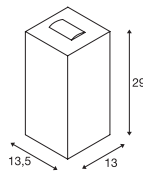


LED GU10 51mm | 6W | 38°
2700K | 450lm | EEK=F
6kWh/1000h



Art. Nr.: 1005077 | 7,50 EUR

BIG THEO BEAM UP/
FLOOD DOWN
WL



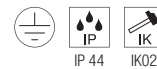
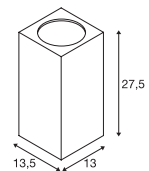
220-240V ~50/60Hz | 500mA
Systemleistung: 29W
Material: Aluminium / Glas



Up 130lm | 3000K
Down 2000lm | 3000K

Variante	Art.Nr.	EUR
● anthrazit	234515	279,00

BIG THEO UP/DOWN
WL, QPAR111



220-240V ~50/60Hz
Material: Aluminium / Glas



Socket: 2xGU10

Variante	Art.Nr.	EUR
● anthrazit	229575	179,00
● grau	229574	179,00



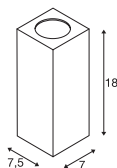
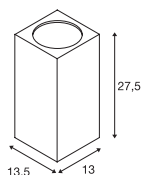
QPAR111 | 12.5W | 10°
3000K | 950lm | EEK=F
13kWh/1000h



Art. Nr.: 1005278 | 55,00 EUR

BIG THEO FLOOD UP/DOWN
WL

THEO
WL, QPAR51



220-240V ~50/60Hz | 1000mA
Systemleistung: 42W
Material: Aluminium / Glas



Up 2000lm | 3000K
Down 2000lm | 3000K

Variante	Art.Nr.	EUR
● anthrazit	234505	314,00

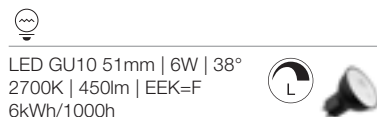


220-240V ~50/60Hz
Material: Aluminium / Glas



Socket: 1xGU10

Variante	Art.Nr.	EUR
● anthrazit	229525	75,00
● grau	229524	75,00



Art. Nr.: 1005077 | 7,50 EUR



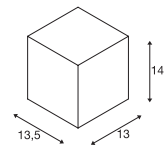
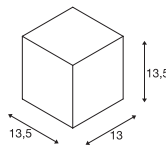

234505 146





BIG THEO
WL, QPAR111

BIG THEO
WL



IP 44

220-240V ~50/60Hz
Material: Aluminium / Glas



Socket: 1xGU10

Variante	Art.Nr.	EUR
● anthrazit	229565	113,00
● grau	229564	113,00



100-277V ~50/60Hz | 500mA
Systemleistung: 21W
Material: Aluminium / Glas



Down

2000lm | 3000K

Variante	Art.Nr.	EUR
● anthrazit	234525	224,00



QPAR111 | 12.5W | 10°
3000K | 950lm | EEK=F
13kWh/1000h



Art. Nr.: 1005278 | 55,00 EUR

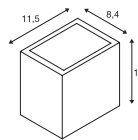
234525 147

1002032 149





SITRA S
WL, single, eckig



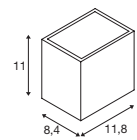
100-277V ~50/60Hz | 500mA
Systemleistung: 11W
Material: Aluminium



Up	550lm	3000K	635lm	4000K
Down	550lm	3000K	635lm	4000K

Variante	Art.Nr.	EUR
● anthrazit	1002032	119,00
○ weiß	1002033	119,00
● rost	1002034	119,00

SITRA S
WL, single, eckig



220-240V ~50/60Hz | 500mA
Systemleistung: 6.2W
Material: Aluminium / Glas




Down	580lm	3000K	620lm	4000K
------	-------	-------	-------	-------

Variante	Art.Nr.	EUR
● anthrazit	1005148	99,00
○ weiß	1005149	99,00
● rost	1005150	99,00



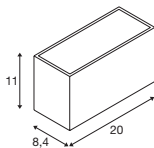
232531 151



232535 151



SITRA M
WL, up/down, eckig



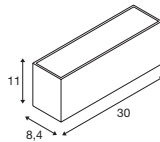
220-240V ~50/60Hz | 350mA
Systemleistung: 14W
Material: Aluminium



Up	850lm	3000K	940lm	4000K
Down	850lm	3000K	940lm	4000K

Variante	Art.Nr.	EUR
● anthrazit		
1700 / 1880lm	1005151	145,00
○ weiß		
1700 / 1880lm	1005153	145,00
● rost		
1600 / 1700lm	1005154	145,00

SITRA L
WL, up/down, eckig



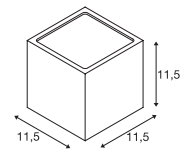
220-240V ~50/60Hz | 600mA
Systemleistung: 24W
Material: Aluminium



Up	1400lm	3000K	1530lm	4000K
Down	1400lm	3000K	1530lm	4000K

Variante	Art.Nr.	EUR
● anthrazit	1005155	184,00
○ weiß	1005156	184,00
● rost	1005157	184,00

SITRA CUBE
WL, TCR-TSE



220-240V ~50/60Hz
Material: Aluminium / Glas



Socket: 2xGX53 max. Ø: 7.5 cm L: 2.7 cm

Variante	Art.Nr.	EUR
● anthrazit	232535	78,00
○ weiß	232531	78,00
● rost	232537	78,00

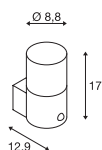


LED GX53 | 6.1W | 120°
3000K | 490lm | EEK=G
6kWh/1000h

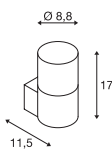


Art. Nr.: 1005271 | 11,50 EUR

GRAFIT
WL, rund, Sensor, E27



GRAFIT
WL, rund, E27



220-240V ~50/60Hz
Material: Aluminium / Acryl



Socket: 1xE27 max. Ø: 6 cm | L: 11.5 cm

Variante	Art.Nr.	EUR
● anthrazit	1006179	90,00



LED E27 | 8W | 240°
3000K | 880lm | EEK=E
8kWh/1000h



Art. Nr.: 1005289 | 10,25 EUR



220-240V ~50/60Hz
Material: Aluminium / Acryl



Socket: 1xE27 max. Ø: 6 cm | L: 11.5 cm

Variante	Art.Nr.	EUR
● anthrazit	1006178	80,00



A60 | 7.5W | 320°
2700K | 800lm | EEK=F
8kWh/1000h



Art. Nr.: 1005303 | 9,60 EUR

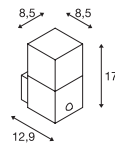


1006178 152


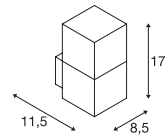




GRAFIT
WL, eckig, Sensor, E27



GRAFIT
WL, eckig, E27



231205 153



220-240V ~50/60Hz
Material: Aluminium / Acryl



Socket: 1xE27 max. Ø: 6 cm | L: 11.5 cm

Variante	Art.Nr.	EUR
● anthrazit	1006183	90,00



A60 | 7.5W | 320°
2700K | 800lm | EEK=F
8kWh/1000h



Art. Nr.: 1005303 | 9,60 EUR



220-240V ~50/60Hz
Material: Aluminium / Kunststoff



Socket: 1xE27 max. Ø: 6 cm | L: 11.5 cm

Variante	Art.Nr.	EUR
● anthrazit	231205	80,00


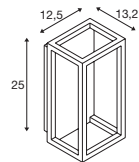


A60 | 7.5W | 320°
2700K | 800lm | EEK=F
8kWh/1000h



Art. Nr.: 1005303 | 9,60 EUR

QUADRULO WL



100-277V ~50/60Hz | 350mA
Systemleistung: 7.4W
Material: Aluminium / Polyvinylchlorid (PVC)



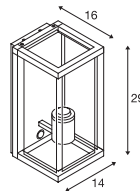
Down 270lm | 280lm | 3000K

Variante	Art.Nr.	EUR
● anthrazit 270lm	1005201	166,00
● anthrazit / Holz 280lm	1007207	149,00



1002402 155

QUADRULO SENSOR
WL, E27



220-240V ~50/60Hz
Material: Aluminium / Glas

SOCKET INSIDE <15 W

Socket: 1xE27 max. Ø: 8 cm L: 18 cm

Variante	Art.Nr.	EUR
● anthrazit	1002402	172,00

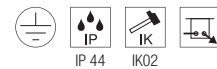
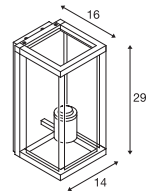


LED E27 | 7,5W | 320°
2500K | 700lm | EEK=F
8kWh/1000h



Art. Nr.: 1005265 | 26,50 EUR

QUADRULO
WL, E27



220-240V ~50/60Hz
Material: Aluminium / Glas

SOCKET INSIDE <15 W

Socket: 1xE27 max. Ø: 8 cm L: 18 cm

Variante	Art.Nr.	EUR
● anthrazit	1002403	149,00



LED E27 | 7,5W | 320°
2500K | 700lm | EEK=F
8kWh/1000h

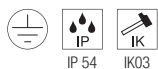
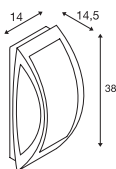


Art. Nr.: 1005265 | 26,50 EUR



1002403 155

MERIDIAN
WL, E27



220-240V ~50/60Hz
Material: Aluminium / Polycarbonat (PC)



Socket: 1xE27 max. Ø: 7 cm L: 17.5 cm

Variante	Art.Nr.	EUR
● anthrazit	230445	79,00
● grau	230444	79,00

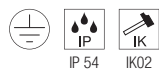
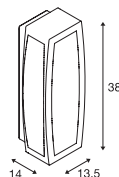


LED E27 | 8W | 240°
3000K | 880lm | EEC=E
8kWh/1000h



Art. Nr.: 1005289 | 10,25 EUR

MERIDIAN BOX
WL, E27



220-240V ~50/60Hz
Material: Aluminium / Polycarbonat (PC)



Socket: 1xE27 max. Ø: 7 cm L: 17.5 cm

Variante	Art.Nr.	EUR
● anthrazit	230045	100,00
● grau	230044	100,00



| 13.5W | 240°
4000K | 1600lm | EEC=E
14kWh/1000h



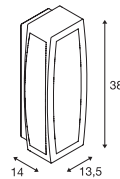
Art. Nr.: 1005308 | 12,50 EUR



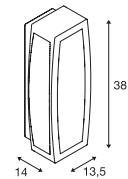


230445 156

MERIDIAN BOX SENSOR WL, E27



MERIDIAN BOX WL, E27



230655 157



220-240V ~50/60Hz
Material: Aluminium / Polycarbonat (PC)

- Die Einschaltumgebungshelligkeit und Einschaltdauer können eingestellt werden



Socket: 1xE27 max. Ø: 7 cm L: 17.5 cm

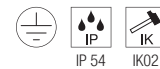
Variante	Art.Nr.	EUR
● anthrazit	230085	166,00
● grau	230084	166,00



LED E27 | 8W | 240°
3000K | 880lm | EEK=E
8kWh/1000h



Art. Nr.: 1005289 | 10,25 EUR



220-240V ~50/60Hz
Material: Aluminium / Polycarbonat (PC)



Socket: 1xE27 max. Ø: 7 cm L: 17.5 cm

Variante	Art.Nr.	EUR
● anthrazit	230655	112,00
● rost	230657	112,00



LED E27 | 7.5W | 320°
2500K | 700lm | EEK=F
8kWh/1000h




Art. Nr.: 1005265 | 26,50 EUR

1004748 159

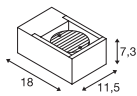


1006314 159





ESKINA FRAME WL



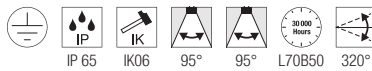
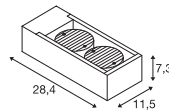
220-240V ~50/60Hz | 350mA
Systemleistung: 15W
Material: Aluminium



Down	1100lm 3000K	1200lm 4000K
------	----------------	----------------

Variante	Art.Nr.	EUR
● anthrazit	1004747	222,00

ESKINA FRAME WL, double



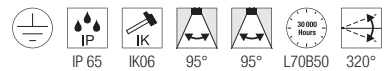
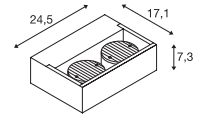
220-240V ~50/60Hz | 700mA
Systemleistung: 27W
Material: Aluminium



Spot 1	1100lm 3000K	1200lm 4000K
Spot 2	1100lm 3000K	1200lm 4000K

Variante	Art.Nr.	EUR
● anthrazit	1004748	272,00

ESKINA FRAME WL, double



220-240V ~50/60Hz | 700mA
Systemleistung: 27W
Material: Aluminium

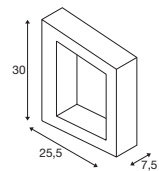
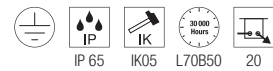


Spot 1	1100lm 3000K	1200lm 4000K
Spot 2	1100lm 3000K	1200lm 4000K

Variante	Art.Nr.	EUR
● anthrazit	1006314	272,00

1005443 161



**BOOKAT
WL****1005441 163**

100-277V ~50/60Hz | 700mA
 Systemleistung: 15W
 Material: Aluminium

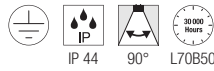
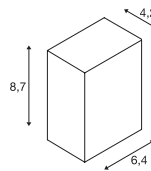
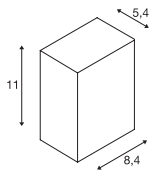


Down 920lm | 3000K | 990lm | 4000K

Variante	Art.Nr.	EUR
● anthrazit	1005443	201,00

BIG QUAD WL

QUAD WL



100-240V ~50/60Hz | 350mA
Systemleistung: 4.5W
Material: Aluminium / Glas

200-240V ~50/60Hz | 700mA
Systemleistung: 4.6W
Material: Aluminium / Glas




Down 260lm | 3000K



Down 80lm | 3000K
100lm | 3000K

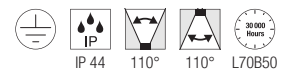
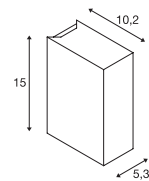
Variante	Art.Nr.	EUR
● anthrazit	232435	119,00

Variante	Art.Nr.	EUR
● anthrazit	232465	84,00
○ weiß	232461	84,00






QUAD UP/DOWN 15
WL



100-277V ~50/60Hz | 350mA
Systemleistung: 8W
Material: Aluminium / Glas




Up	260lm	3000K
Down	260lm	3000K



Variante	Art.Nr.	EUR
● anthrazit 520lm	232445	129,00
○ weiß 580lm	232441	129,00

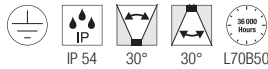
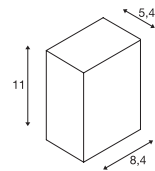
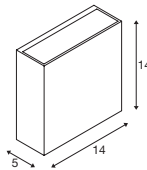
1005126 165





BIG QUAD UP/DOWN WL

BIG QUAD WL



220-240V ~50/60Hz | 500mA
 Systemleistung: 8.2W
 Material: Aluminium / Glas

100-240V ~50/60Hz | 350mA
 Systemleistung: 4.5W
 Material: Aluminium / Glas



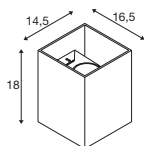
Up 320lm | 3000K
 Down 320lm | 3000K

Down 290lm | 3000K

Variante	Art.Nr.	EUR
● anthrazit	1005126	169,00
○ weiß	1005125	169,00

Variante	Art.Nr.	EUR
○ weiß	232431	119,00

RUSTY® UP/DOWN
WL, quadratisch



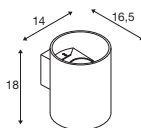
220-240V ~50/60Hz | 350mA
Systemleistung: 14W
Material: FeCSI-Stahl / Aluminium



Up	259lm	3000K	260lm	4000K
Down	285lm	3000K	288lm	4000K

Variante	Art.Nr.	EUR
●● rost / anthrazit	1004650	282,00

RUSTY® UP/DOWN
WL, rund




220-240V ~50/60Hz | 350mA
Systemleistung: 14W
Material: FeCSI-Stahl / Aluminium



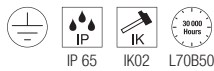
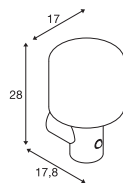
Up	249lm	3000K	254lm	4000K
Down	267lm	3000K	271lm	4000K

Variante	Art.Nr.	EUR
●● rost / anthrazit	1004651	282,00





OVALISK SENSOR WL



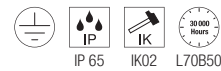
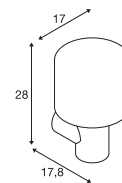
220-240V ~50/60Hz | 500mA
Systemleistung: 9.6W
Material: Aluminium / Glas



Down 580lm | 3000K | 630lm | 4000K

Variante	Art.Nr.	EUR
● anthrazit	1004679	289,00

OVALISK WL



220-240V ~50/60Hz | 500mA
Systemleistung: 9.2W
Material: Aluminium / Glas



Down 580lm | 3000K | 630lm | 4000K

Variante	Art.Nr.	EUR
● anthrazit	1004678	272,00


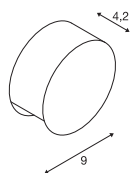


1004679 167


PEMA®
WL



231015 168



1003453 169



220-240V ~50/60Hz
Systemleistung: 3.8W
Material: Aluminium / Polycarbonat (PC)

- Schutzart IP55 nur bei Montage mit Lichtaustritt nach unten



Down 170lm | 3000K

Variante	Art.Nr.	EUR
● anthrazit	231015	118,00
○ weiß	231010	118,00
● grau	231012	118,00



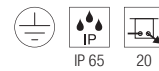
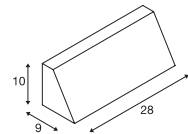
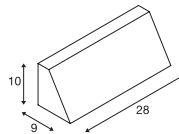
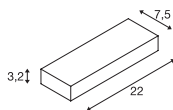
230034 169



PEMA®
WL

PEMA®
WL

PEMA®
WL, E27



220-240V ~50/60Hz
Systemleistung: 7.7W
Material: Aluminium / Glas

100-277V ~50/60Hz | 350mA
Systemleistung: 14W
Material: Aluminium / Glas

220-240V ~50/60Hz
Material: Aluminium / Glas



Down 640lm | 3000K

Down 1340lm | 3000K | 1420lm | 4000K

Socket: 1xE27 max. Ø: 4.5 cm | L: 21 cm

Variante	Art.Nr.	EUR
● anthrazit	1002069	131,00
○ weiß	1002070	131,00

Variante	Art.Nr.	EUR
● schwarz	1003453	147,00
● grau	1003454	147,00

Variante	Art.Nr.	EUR
● schwarz	230030	106,00
● grau	230034	106,00

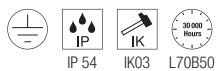
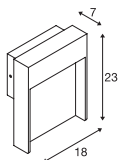


LED E27 | 8W | 240°
3000K | 880lm | EEK=E
8kWh/1000h



Art. Nr.: 1005289 | 10,25 EUR

FLATT SENSOR WL



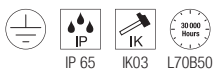
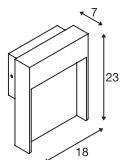
100-240V ~50/60Hz | 300mA
Systemleistung: 13W
Material: Aluminium / Aluminium



Down 500lm | 3000K | 550lm | 4000K

Variante	Art.Nr.	EUR
● anthrazit 500 / 530lm	1002954	211,00
●● anthrazit / braun 500 / 550lm	1002955	211,00

FLATT WL



100-240V ~50/60Hz | 300mA
Systemleistung: 13W
Material: Aluminium / Aluminium



Down 500lm | 3000K | 530lm | 4000K

Variante	Art.Nr.	EUR
● anthrazit 500 / 530lm	1002952	171,00
●● anthrazit / braun 500 / 550lm	1002953	171,00

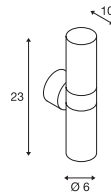




1002955 170

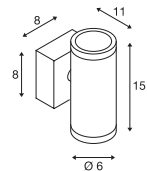


ASTINA
WL, QPAR51




220-240V ~50/60Hz
Material: Aluminium / Glas

ASTINA STEEL
WL, QPAR51



220-240V ~50/60Hz
Material: Edelstahl 304

228775 171



Socket: 2xGU10 max. L: 9 cm

Variante	Art.Nr.	EUR
● anthrazit	228775	83,00
○ weiß	228771	83,00
● aluminium	228776	88,00



LED GU10 51mm | 6W | 38°
2700K | 450lm | EEK=F
6kWh/1000h



Art. Nr.: 1005075 | 7,50 EUR



Socket: 2xGU10 max. Ø: 5.1 cm | L: 5.7 cm

Variante	Art.Nr.	EUR
● edelstahl	233302	124,00

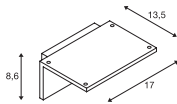


LED GU10 51mm | 6W | 38°
2700K | 450lm | EEK=F
6kWh/1000h



Art. Nr.: 1005075 | 7,50 EUR

ANGOLUX SENSOR
WL



100-240V ~50/60Hz | 240mA
Systemleistung: 9.8W
Material: Aluminium

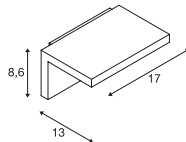
- Erfassungswinkel 120°
max. Erfassungsdistanz 9m
Ansprechempfindlichkeit
- Schutzart IP44 nur bei Montage mit
Lichtaustritt nach unten



Down 750lm | 3000K

Variante	Art.Nr.	EUR
● anthrazit	1001969	181,00
○ weiß	1001970	181,00

ANGOLUX
WL



220-240V ~50/60Hz | 80mA
Systemleistung: 6.8W
Material: Aluminium


- Schutzart IP44 nur bei Montage mit
Lichtaustritt nach unten.




Down 550lm | 3000K

Variante	Art.Nr.	EUR
● anthrazit	231355	161,00
○ weiß	231351	161,00


1001969 172



1002504 173

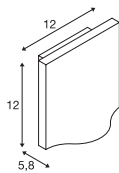


1002505 173





VILUA S WL



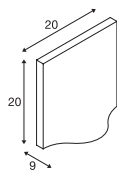
100-277V ~50/60Hz | 700mA
Systemleistung: 9W
Material: Aluminium / Glas



Down 405lm | 3000K

Variante	Art.Nr.	EUR
● anthrazit	1002503	157,00

VILUA L WL



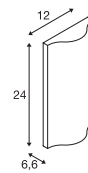
100-277V ~50/60Hz | 350mA
Systemleistung: 17W
Material: Aluminium / Glas



Down 940lm | 3000K

Variante	Art.Nr.	EUR
● anthrazit	1002504	206,00

VILUA UP/DOWN, WL




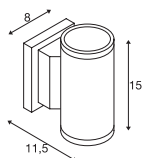
100-277V ~50/60Hz | 700mA
Systemleistung: 16W
Material: Aluminium / Glas



Up 400lm | 3000K
Down 400lm | 3000K

Variante	Art.Nr.	EUR
● anthrazit	1002505	206,00

MYRA UP/DOWN
WL, QPAR51



220-240V ~50/60Hz
Material: Aluminium / Glas



Socket: 2xGU10 max. Ø: 5.1 cm L: 5.7 cm

Variante	Art.Nr.	EUR
● anthrazit	233115	99,00
● grau	233114	99,00



LED GU10 51mm | 6W | 38°
2700K | 450lm | EEK=F
6kWh/1000h




Art. Nr.: 1005077 | 7,50 EUR



Artikel	Art.Nr.	EUR
Aufbaumontage Rahmen		
● anthrazit	233215	21,75
● grau	233214	21,75

233114 174



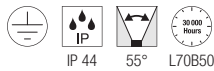
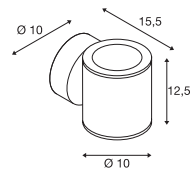
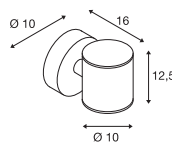


SITRA UP/DOWN
WL

SITRA UP/DOWN
WL, TCR-TSE

230362

175



220-240V ~50/60Hz
Systemleistung: 18W
Material: Aluminium / Glas

220-240V ~50/60Hz
Material: Aluminium / Glas



Up 488lm | 3000K
Down 488lm | 3000K

Socket: 2xGX53 max. Ø: 7.5 cm | L: 3.5 cm

Variante	Art.Nr.	EUR
● anthrazit	1002018	151,00

Variante	Art.Nr.	EUR
● anthrazit	230365	100,00



LED GX53 | 6.1W | 120°
3000K | 490lm | EEK=G
6kWh/1000h



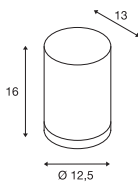
Art. Nr.: 1005271 | 11,50 EUR



1000334 177



ROX
WL, QPAR111



220-240V ~50/60Hz
Material: Aluminium / Glas



Socket: 1xGU10

Variante	Art.Nr.	EUR
● aluminium	1000333	151,00

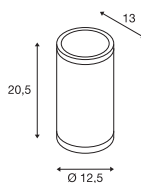


QPAR111 | 12.5W | 10°
3000K | 950lm | EEK=F
13kWh/1000h



Art. Nr.: 1005278 | 55,00 EUR

ROX UP/DOWN
WL, QPAR111



220-240V ~50/60Hz
Material: Aluminium / Glas



Socket: 2xGU10

Variante	Art.Nr.	EUR
● aluminium	1000334	191,00

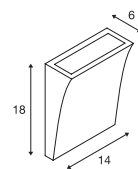


QPAR111 | 12.5W | 10°
3000K | 950lm | EEK=F
13kWh/1000h



Art. Nr.: 1005278 | 55,00 EUR

DELWA
WL



220-240V ~50/60Hz | 700mA
Systemleistung: 10W
Material: Aluminium / Glas



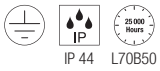
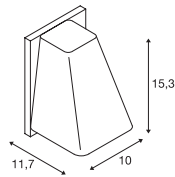
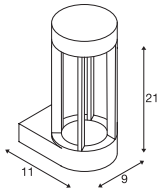
Down

840lm | 3000K

Variante	Art.Nr.	EUR
● anthrazit	1000342	212,00
○ weiß	1000340	212,00

SLOTS
WL

WALLYX
WL, QPAR51



220-240V ~50/60Hz
Systemleistung: 4.5W
Material: Aluminium / Glas



220-240V ~50/60Hz
Material: Aluminium / Glas



Down 140lm | 3000K



Socket: 1xGU10 max. L: 7.6 cm

Variante	Art.Nr.	EUR
● anthrazit	231805	171,00
● rost	231807	171,00

Variante	Art.Nr.	EUR
● anthrazit	227195	119,00




LED GU10 51mm | 6W | 38°
2700K | 450lm | EEK=F
6kWh/1000h



Art. Nr.: 1005077 | 7,50 EUR


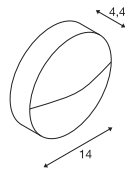
227195

178





DOWNUNDER OUT WL, rund



100-240V ~50/60Hz | 500mA
Systemleistung: 4.3W
Material: Aluminium

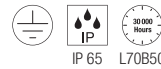
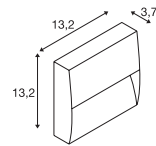


Down 150lm | 3000K | 160lm | 4000K

Variante	Art.Nr.	EUR
● anthrazit	1002868	134,00

1002868 179

DOWNUNDER OUT WL, quadratisch



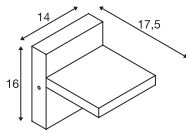
100-240V ~50/60Hz | 500mA
Systemleistung: 4.3W
Material: Aluminium



Down 150lm | 3000K | 160lm | 4000K

Variante	Art.Nr.	EUR
● anthrazit	1002869	134,00

ABRIDOR SENSOR WL



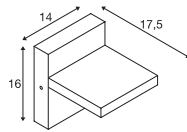
100-240V ~50/60Hz | 300mA
Systemleistung: 12W
Material: Aluminium



Down 950lm | 3000K | 980lm | 4000K

Variante	Art.Nr.	EUR
● anthrazit	1002990	201,00

ABRIDOR WL



100-240V ~50/60Hz | 300mA
Systemleistung: 12W
Material: Aluminium




Down 950lm | 3000K | 980lm | 4000K

Variante	Art.Nr.	EUR
● anthrazit	1002989	181,00

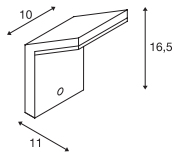
1002990 180





232905 181

ORDI SENSOR
WL



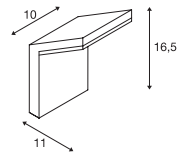
220-240V ~50/60Hz | 110mA
Systemleistung: 9W
Material: Aluminium



Down 740lm | 3000K

Variante	Art.Nr.	EUR
● anthrazit	232915	151,00

ORDI
WL



220-240V ~50/60Hz | 110mA
Systemleistung: 9W
Material: Aluminium



Down 740lm | 3000K

Variante	Art.Nr.	EUR
● anthrazit	232905	131,00



232495 183



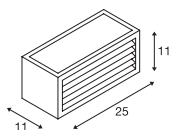
1002035 183



232485 183



BOX-L
WL, E27



220-240V ~50/60Hz
Material: Aluminium / Acryl



Socket: 1xE27 max. Ø: 6 cm | L: 17.5 cm

Variante	Art.Nr.	EUR
● anthrazit	232495	104,00
○ weiß	232491	104,00
● rost	232497	104,00

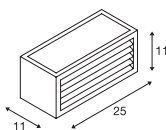


LED E27 | 8W | 240°
3000K | 880lm | EEK=E
8kWh/1000h



Art. Nr.: 1005289 | 10,25 EUR

BOX-L
WL



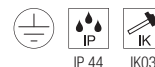
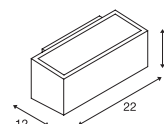
100-277V ~50/60Hz | 500mA
Systemleistung: 19W
Material: Aluminium / Acryl



Down 600lm | 3000K

Variante	Art.Nr.	EUR
● anthrazit	1002035	128,00

BOX UP/DOWN
WL, QT-DE12



220-240V ~50/60Hz
Material: Aluminium



Socket: 1xR7s 78mm

Variante	Art.Nr.	EUR
● anthrazit	232485	100,00




LED R7s | 9W | 330°
3000K | 1050lm | EEK=E
9kWh/1000h



Art. Nr.: 1005287 | 24,00 EUR



232101 185




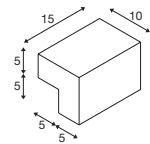
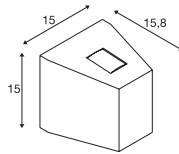
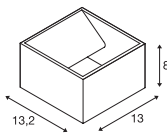
1003539 185



LOGS
WL

OUT-BEAM UP /
FLOOD DOWN
WL

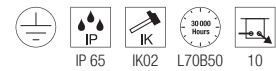
L-LINE OUT
WL



220-240V ~50/60Hz | 500mA
Systemleistung: 9.5W
Material: Aluminium



220-240V ~50/60Hz | 500mA
Systemleistung: 18W
Material: Aluminium / Glas



220-240V ~50/60Hz | 350mA
Systemleistung: 7W
Material: Aluminium / Polycarbonat (PC)



Down 520lm | 3000K
800lm



Up 50lm | 3000K
Down 690lm | 3000K



Down 500lm | 3000K | 570lm | 4000K

Variante	Art.Nr.	EUR
● anthrazit 520lm	232105	200,00
○ weiß 800lm	232101	200,00

Variante	Art.Nr.	EUR
● anthrazit	229665	274,00
● grau	229664	274,00

Variante	Art.Nr.	EUR
● anthrazit	1003539	141,00

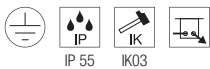
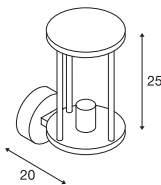
232045

187





PHOTONIA
WL, E27



220-240V ~50/60Hz
Material: Aluminium / Glas



Socket: 1xE27 max. Ø: 9 cm L: 15 cm

Variante	Art.Nr.	EUR
● anthrazit	232045	189,00

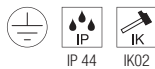
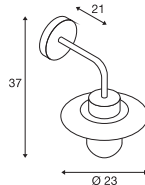


LED E27 | 7.5W | 320°
2500K | 700lm | EEK=F
8kWh/1000h



Art. Nr.: 1005265 | 26,50 EUR

MOLAT
WL, E27



220-240V ~50/60Hz
Material: Aluminium / Glas



Socket: 1xE27 max. Ø: 6.5 cm L: 14.5 cm

Variante	Art.Nr.	EUR
● anthrazit	1000820	106,00

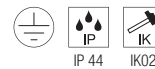
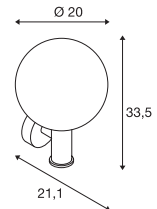


A60 | 7.5W | 320°
2700K | 800lm | EEK=F
8kWh/1000h



Art. Nr.: 1005303 | 9,60 EUR

GLOO PURE
WL, E27



220-240V ~50/60Hz
Material: Aluminium / Glas



Socket: 1xE27 max. Ø: 4.8 cm L: 18 cm

Variante	Art.Nr.	EUR
● anthrazit	1002002	97,00



LED E27 | 8W | 240°
4000K | 920lm | EEK=E
8kWh/1000h



Art. Nr.: 1005290 | 10,25 EUR

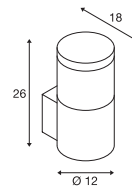


Artikel	Art.Nr.	EUR
Abstandshalter		
● anthrazit	1002853	7,75

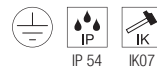


1000336 189

F-POL
WL, E27



230355 189



220-240V ~50/60Hz
Material: Aluminium / Polycarbonat (PC)

SOCKET
INSIDE <20
W

Socket: 1xE27 max. Ø: 5.1 cm | L: 14 cm

Variante	Art.Nr.	EUR
● anthrazit	231585	141,00




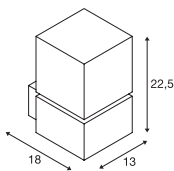
LED E27 | 8W | 240°
4000K | 920lm | EEK=E
8kWh/1000h



Art. Nr.: 1005290 | 10,25 EUR



SQUARE WL, E27



220-240V ~50/60Hz
Material: Edelstahl 304



Socket: 1xE27 max. Ø: 7 cm | L: 13 cm

Variante	Art.Nr.	EUR
● edelstahl	1000336	224,00

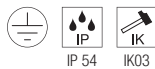
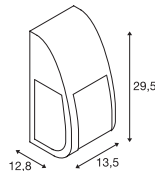


A60 | 7.5W | 320°
2700K | 800lm | EEK=F
8kWh/1000h



Art. Nr.: 1005303 | 9,60 EUR

KERAS ELT WL, E27



220-240V ~50/60Hz
Material: Aluminium / Polycarbonat (PC)



Socket: 1xE27 max. Ø: 7 cm | L: 17.5 cm

Variante	Art.Nr.	EUR
● anthrazit	227176	162,00

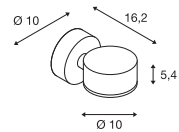


A60 | 7.5W | 320°
2700K | 800lm | EEK=F
8kWh/1000h



Art. Nr.: 1005303 | 9,60 EUR

SITRA WL, TCR-TSE



220-240V ~50/60Hz
Material: Aluminium / Glas



Socket: 1xGX53 max. Ø: 7.5 cm | L: 3.5 cm

Variante	Art.Nr.	EUR
● anthrazit	230355	70,00

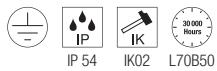
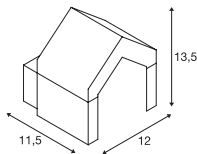


LED GX53 | 6.1W | 120°
3000K | 490lm | EEK=G
6kWh/1000h



Art. Nr.: 1005271 | 11,50 EUR

RASCALI
WL



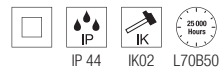
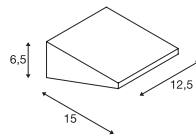
220-240V ~50/60Hz
Systemleistung: 8W
Material: Aluminium



Down 330lm | 3000K

Variante	Art.Nr.	EUR
● anthrazit	1000797	133,00

IPERI
WL



220-240V ~50/60Hz
Systemleistung: 4.5W
Material: Aluminium

- Schutzart IP44 nur bei Montage mit Lichtaustritt nach unten



Down 400lm | 4000K

Variante	Art.Nr.	EUR
● schwarz	231315	129,00

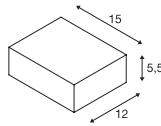
1000797 190





231315 191

QUADRASYL
WL, TCR-TSE



220-240V ~50/60Hz
Material: Aluminium / Glas



Socket: 1xGX53 max. Ø: 7.5 cm L: 2.7 cm

Variante	Art.Nr.	EUR
● anthrazit	232285	64,00

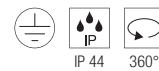
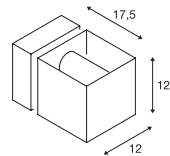


LED GX53 | 6.1W | 120°
3000K | 490lm | EEK=G
6kWh/1000h



Art. Nr.: 1005271 | 11,50 EUR

SQUARE TURN
WL, G9



220-240V ~50/60Hz
Material: Aluminium / Glas



Socket: 1xG9 max. Ø: 3.5 cm L: 8 cm

Variante	Art.Nr.	EUR
● grau	1000335	211,00



LED G9 | 3.6W | 300°
3000K | 400lm | EEK=E
4kWh/1000h



Art. Nr.: 1005286 | 9,99 EUR



1000335 191

1002905 193

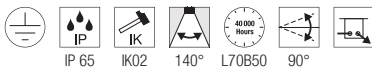
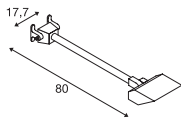


233134 193





TODAY PRO Display



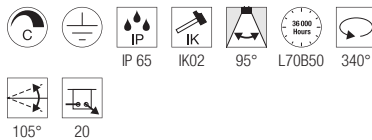
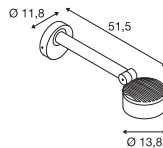
220-240V ~50/60Hz | 640mA
Systemleistung: 29W
Material: Aluminium



Down 2800lm | 4000K

Variante	Art.Nr.	EUR
● schwarz	1000880	228,00
○ weiß	1000881	228,00

ESKINA D Display, PHASE



220-240V ~50/60Hz | 350mA
Systemleistung: 14.5W
Material: Aluminium

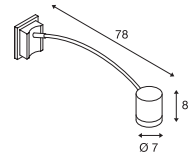
- CCT Schalter im Leuchtenkopf



Down 1000lm | 3000K | 1000lm | 4000K

Variante	Art.Nr.	EUR
● anthrazit	1002905	272,00

MYRA DISPLAY WL, curved, QPAR51



220-240V ~50/60Hz
Material: Aluminium



Socket: 1xGU10 max. Ø: 5.1 cm | L: 5.7 cm

Variante	Art.Nr.	EUR
● anthrazit	233135	179,00
● grau	233134	179,00




LED GU10 51mm | 6W | 38°
2700K | 450lm | EEK=F
6kWh/1000h




Art. Nr.: 1005077 | 7,50 EUR



Artikel	Art.Nr.	EUR
Aufbaumontage Rahmen		
● anthrazit	233215	21,75
● grau	233214	21,75



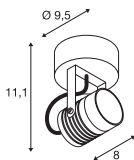
1004649 195



233104 195



LED SPOT SP



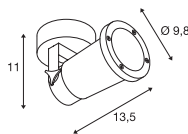
100-240V ~50/60Hz | 240mA
Systemleistung: 6W
Material: Aluminium / Glas



Down 400lm | 3000K

Variante	Art.Nr.	EUR
● anthrazit	1004649	72,00
● rost	1004957	72,00

NAUTILUS WL QPAR51



220-240V ~50/60Hz
Material: Aluminium



Socket: 1xGU10 max. Ø: 5.1 cm L: 8.3 cm

Variante	Art.Nr.	EUR
● schwarz	1002867	49,00



LED GU10 51mm | 6W | 38°
2700K | 450lm | EEK=F
6kWh/1000h

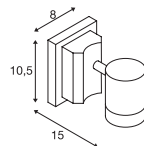


Art. Nr.: 1005077 | 7,50 EUR



Artikel	Art.Nr.	EUR
NAUTILUS Montageplatte		
● schwarz	1002884	5,40

MYRA CW, single, QPAR51



220-240V ~50/60Hz
Material: Aluminium / Glas



Socket: 1xGU10 max. Ø: 5.1 cm L: 5.7 cm

Variante	Art.Nr.	EUR
● anthrazit	233105	89,00
● grau	233104	89,00



LED GU10 51mm | 6W | 38°
2700K | 450lm | EEK=F
6kWh/1000h



Art. Nr.: 1005077 | 7,50 EUR



Artikel	Art.Nr.	EUR
Aufbaumontage Rahmen		
● anthrazit	233215	21,75
● grau	233214	21,75

1003427 193





SCKET
PHOTONI | 199



LED
S-CUBE | 201



LED
ESKINA FRAME | 201



LED
ENOLA
OCULUS | 202



LED
ENOLA
ROUND S | 203



LED
ENOLA
ROUND M | 203



LED
ENOLA
ROUND L | 203



LED
ENOLA
SQUARE S | 205



LED
ENOLA
SQUARE M | 205



LED
ENOLA S
QUARE L | 205



LED
BIG THEO | 207



SCKET
BIG THEO | 207



LED
OVALISK | 207



SCKET
PHOTONIA | 209



SCKET
MOLAT | 209



SCKET
SITRA | 211




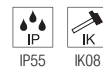
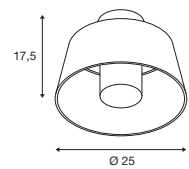
SCKET
ROX | 211



SCKET
ROX | 211

1007586 199



PHOTONI
CL, E27

220-240V ~50/60Hz
Material: Aluminium

- sea-air-resistant

SOCKET
INSIDE 13
W

Socket: 1xE27 max. Ø: 6 cm | L: 11.6 cm

Variante	Art.Nr.	EUR
● schwarz	1007586	● 99,00
● rost	1007582	● 99,00



LED E27 | 8W | 240°
3000K | 880lm | EEK=E
8kWh/1000h



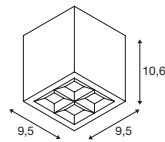
Art. Nr.: 1005289 | 10,25 EUR

1007461 201





S-CUBE CL



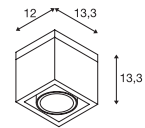
220-240V ~50/60Hz | 350mA
Systemleistung: 15W
Material: Aluminium



Down 1000lm | 2700K | 1200lm | 3000K

Variante	Art.Nr.	EUR
● anthrazit	1007461	● 134,00

ESKINA FRAME CL, single



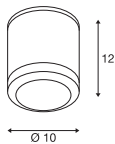
220-240V ~50/60Hz | 350mA
Systemleistung: 15W
Material: Aluminium / Glas



Down 1100lm | 3000K | 1200lm | 4000K

Variante	Art.Nr.	EUR
● anthrazit	1006316	183,00

ENOLA OCULUS CL



220-240V ~50/60Hz | 500mA
 Systemleistung: 11W
 Material: Aluminium / Glas



Down 1000lm | 3000K | 1100lm | 4000K

Variante	Art.Nr.	EUR
● anthrazit	1006327	239,00



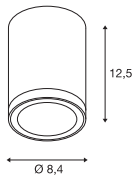
Artikel	Art.Nr.	EUR
Abstandshalter		
● anthrazit	1003479	9,05



1006327 202



ENOLA ROUND S CL



220-240V ~50/60Hz | 500mA
Systemleistung: 9W
Material: Aluminium / Glas



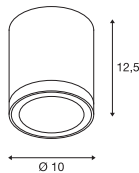
Down 540lm | 3000K | 610lm | 4000K

Variante	Art.Nr.	EUR
● anthrazit	1003426	172,00



Artikel	Art.Nr.	EUR
Abstandshalter		
● anthrazit	1003479	9,05
Reflektor 60°		
● chrom	1005262	16,40

ENOLA ROUND M CL



220-240V ~50/60Hz | 500mA
Systemleistung: 11W
Material: Aluminium / Glas



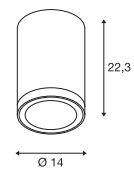
Down 840lm | 3000K | 960lm | 4000K

Variante	Art.Nr.	EUR
● anthrazit	1003427	219,00



Artikel	Art.Nr.	EUR
Abstandshalter		
● anthrazit	1003479	9,05
Linse 19°		
● schwarz	1005205	41,75
Linse asymmetrisch		
●● schwarz / chrom	1005206	41,75
Reflektor 60°		
● chrom	1005207	24,75

ENOLA ROUND L CL



220-240V ~50/60Hz | 900mA
Systemleistung: 36W
Material: Aluminium / Glas



Down 3200lm | 3000K | 3500lm | 4000K

Variante	Art.Nr.	EUR
● anthrazit	1003442	312,00



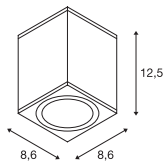
Artikel	Art.Nr.	EUR
Abstandshalter		
● anthrazit	1003479	9,05
Reflektor 60°		
● chrom	1005263	21,50

1003421 205





ENOLA SQUARE S CL



220-240V ~50/60Hz | 500mA
Systemleistung: 9W
Material: Aluminium / Glas



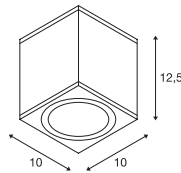
Down 540lm | 3000K | 610lm | 4000K

Variante	Art.Nr.	EUR
● anthrazit	1003420	172,00



Artikel	Art.Nr.	EUR
Abstandshalter		
● anthrazit	1003479	9,05
Reflektor 60°		
● chrom	1005262	16,40

ENOLA SQUARE M CL



220-240V ~50/60Hz | 500mA
Systemleistung: 11W
Material: Aluminium / Glas



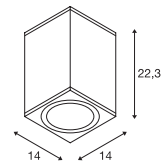
Down 840lm | 3000K | 960lm | 4000K

Variante	Art.Nr.	EUR
● anthrazit	1003421	219,00



Artikel	Art.Nr.	EUR
Abstandshalter		
● anthrazit	1003479	9,05
Linse 19°		
● schwarz	1005205	41,75
Linse asymmetrisch		
●● schwarz / chrom	1005206	41,75
Reflektor 60°		
● chrom	1005207	24,75

ENOLA SQUARE L CL



220-240V ~50/60Hz | 900mA
Systemleistung: 36W
Material: Aluminium / Glas




Down 3200lm | 3000K | 3500lm | 4000K

Variante	Art.Nr.	EUR
● anthrazit	1003439	312,00

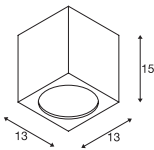


Artikel	Art.Nr.	EUR
Abstandshalter		
● anthrazit	1003479	9,05
Reflektor 60°		
● chrom	1005263	21,50





BIG THEO CL



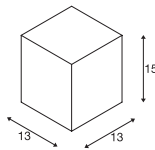
100-277V ~50/60Hz | 500mA
Systemleistung: 21W
Material: Aluminium / Glas



Down 2000lm | 3000K

Variante	Art.Nr.	EUR
● anthrazit	234535	209,00

BIG THEO CL, QPAR111



220-240V ~50/60Hz
Material: Aluminium / Glas



Socket: 1xGU10

Variante	Art.Nr.	EUR
● anthrazit	229555	124,00
○ weiß	229551	124,00
● grau	229554	124,00

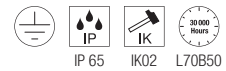
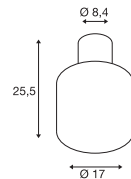


QPAR111 | 12.5W | 10°
3000K | 950lm | EEK=F
13kWh/1000h

Art. Nr.: 1005278 | 55,00 EUR



OVALISK CL




220-240V ~50/60Hz | 350mA
Systemleistung: 7.9W
Material: Aluminium / Glas



Down 540lm | 3000K | 570lm | 4000K

Variante	Art.Nr.	EUR
● anthrazit	1004677	272,00

232055 209

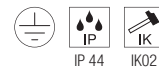
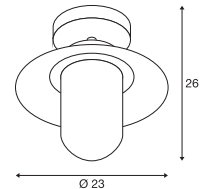
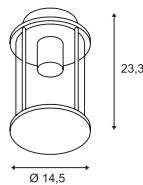




PHOTONIA
CL, E27

MOLAT
CL, E27

1000823 209



220-240V ~50/60Hz
Material: Aluminium / Glas

220-240V ~50/60Hz
Material: Aluminium / Glas



Socket: 1xE27 max. Ø: 9 cm | L: 15 cm

Socket: 1xE27 max. Ø: 6.5 cm | L: 14.5 cm

Variante	Art.Nr.	EUR
● anthrazit	232055	206,00

Variante	Art.Nr.	EUR
● anthrazit	1000823	132,00



LED E27 | 7,5W | 320°
2500K | 700lm | EEK=F
8kWh/1000h



Art. Nr.: 1005265 | 26,50 EUR




LED E27 | 7,5W | 320°
2500K | 700lm | EEK=F
8kWh/1000h



Art. Nr.: 1005265 | 26,50 EUR

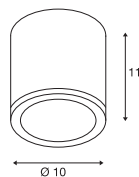


Artikel	Art.Nr.	EUR
Abstandshalter		
● anthrazit	1002853	7,75





SITRA
CL, TCR-TSE



220-240V ~50/60Hz
Material: Aluminium / Glas



Socket: 1xGX53 max. Ø: 7.5 cm | L: 3.5 cm

Variante	Art.Nr.	EUR
● anthrazit	231545	90,00
○ weiß	231541	90,00

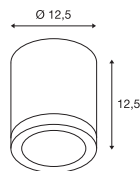


LED GX53 | 6.1W | 120°
3000K | 490lm | EEK=G
6kWh/1000h



Art. Nr.: 1005271 | 11,50 EUR

ROX
CL, QPAR111



220-240V ~50/60Hz
Material: Aluminium / Glas



Socket: 1xGU10

Variante	Art.Nr.	EUR
● aluminium	1000332	131,00

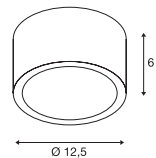


QPAR111 | 12.5W | 10°
3000K | 950lm | EEK=F
13kWh/1000h



Art. Nr.: 1005278 | 55,00 EUR

ROX
CL, GX53



220-240V ~50/60Hz
Material: Aluminium / Glas



Socket: 1xGX53 max. Ø: 7.5 cm | L: 3.5 cm

Variante	Art.Nr.	EUR
● aluminium / transparent	1000339	161,00



LED GX53 | 6.1W | 120°
3000K | 490lm | EEK=G
6kWh/1000h



Art. Nr.: 1005271 | 11,50 EUR





LED
R-CUBE | 215



LED
S-CUBE | 215



SOCKET
S-TUBE | 215



LED
ESKINA SPOT
SENSOR | 217



LED
ESKINA SPOT | 217



SOCKET
SITRA 360 | 218



SOCKET
THEO BRACKET | 218



LED
HELIA | 219



LED
HELIA | 229



SOCKET
MYRA | 221



LED
OUT-BEAM
FRAME | 221



LED
QUADRULO | 221



LED
AINOS | 222-223



LED
AINOS | 223



LED
AINOS | 223



LED
RUBA | 224



SOCKET
BULAN | 225



SOCKET
BULAN GRID | 225




LED
TERANG 200 | 227



LED
IMPERVA | 227



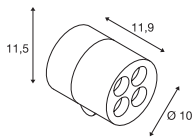
1007511 215



1007653 215



R-CUBE CW



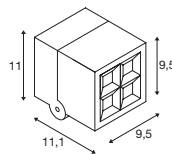
220-240V ~50/60Hz | 350mA
Systemleistung: 15W
Material: Aluminium



Down 800lm | 2700K | 800lm | 3000K

Variante	Art.Nr.	EUR
● anthrazit	1007511	● 154,00

S-CUBE CW



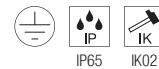
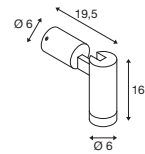
220-240V ~50/60Hz | 350mA
Systemleistung: 15W
Material: Aluminium



Down 1000lm | 2700K | 1200lm | 3000K

Variante	Art.Nr.	EUR
● anthrazit	1007458	● 154,00

S-TUBE CW



220-240V ~50/60Hz
Material: Aluminium



Socket: 1xGU10 max. Ø: 5 cm | L: 5.5 cm

Variante	Art.Nr.	EUR
● schwarz	1007653	● 99,00




LED GU10 51mm | 6W | 38°
2700K | 450lm | EEK=F
6kWh/1000h



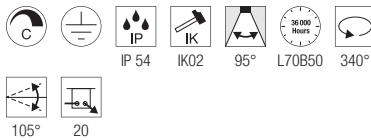
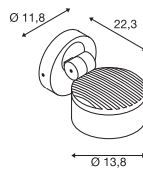
Art. Nr.: 1005077 | 7,50 EUR

1002904 217





ESKINA SPOT SENSOR CW, PHASE



220-240V ~50/60Hz | 350mA
Systemleistung: 15W
Material: Aluminium

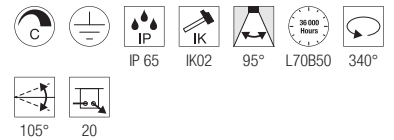
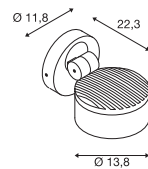
- Bewegungsmelder in der Wandrossette



Down 1000lm | 3000K | 1000lm | 4000K

Variante	Art.Nr.	EUR
● anthrazit	1002904	272,00

ESKINA SPOT CW, PHASE



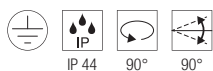
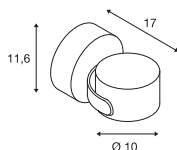
220-240V ~50/60Hz | 350mA
Systemleistung: 14.5W
Material: Aluminium



Down 1000lm | 3000K | 1000lm | 4000K

Variante	Art.Nr.	EUR
● anthrazit	1002903	252,00

SITRA 360
CW, TCR-TSE



220-240V ~50/60Hz
Material: Aluminium / Glas



Socket: 1xGX53 max. Ø: 7.5 cm L: 3.5 cm

Variante	Art.Nr.	EUR
● anthrazit	231515	109,00

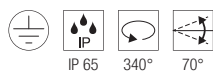
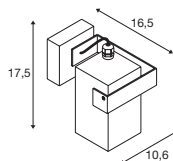


LED GX53 | 6.1W | 120°
3000K | 490lm | EEK=G
6kWh/1000h



Art. Nr.: 1005271 | 11,50 EUR

THEO BRACKET
CW



220-240V ~50/60Hz
Material: Aluminium / Glas



Socket: 1xGU10 max. Ø: 5.1 cm L: 5.7 cm

Variante	Art.Nr.	EUR
● anthrazit	1004653	77,00



LED GU10 51mm | 6W | 38°
2700K | 450lm | EEK=F
6kWh/1000h



Art. Nr.: 1005077 | 7,50 EUR



233245

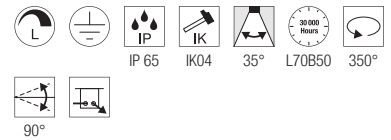
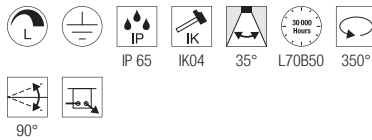
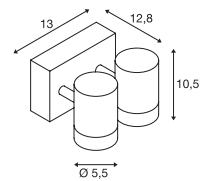
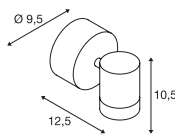
219



1004653 218

HELIA
CW, single, PHASE

HELIA
CW, double, PHASE



220-240V ~50/60Hz | 500mA
Systemleistung: 6.5W
Material: Aluminium / Glas

220-240V ~50/60Hz | 500mA
Systemleistung: 13W
Material: Aluminium / Glas



Down 440lm | 3000K

Down 880lm | 3000K

Variante	Art.Nr.	EUR
● anthrazit	233245	176,00

Variante	Art.Nr.	EUR
● anthrazit	233255	309,00



Artikel	Art.Nr.	EUR
Abstandshalter		
● anthrazit	1002853	7,75




Artikel	Art.Nr.	EUR
Abstandshalter		
● anthrazit	1002853	7,75

1003519 221

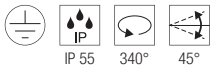
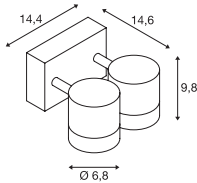


1005202 221





MYRA
WL, double, QPAR51



220-240V ~50/60Hz
Material: Aluminium / Glas



Socket: 2xGU10 max. Ø: 5.1 cm | L: 5.7 cm

Variante	Art.Nr.	EUR
● anthrazit	233095	169,00
● grau	233094	169,00



LED GU10 51mm | 6W | 38°
2700K | 450lm | EEK=F
6kWh/1000h

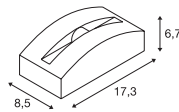


Art. Nr.: 1005077 | 7,50 EUR



Artikel	Art.Nr.	EUR
Abstandshalter		
● anthrazit	1002853	7,75

OUT-BEAM FRAME
SP



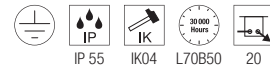
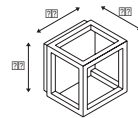
100-240V ~50/60Hz | 700mA
Systemleistung: 3.5W
Material: Aluminium / Acryl



Down 60lm | 3000K

Variante	Art.Nr.	EUR
● anthrazit	1003518	122,00
○ weiß	1003519	122,00

QUADRULO
CL



100-277V ~50/60Hz | 480mA
Systemleistung: 7.5W
Material: Aluminium / Acryl



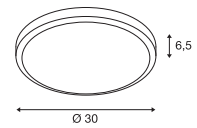
Down 230lm | 3000K

Variante	Art.Nr.	EUR
● anthrazit	1005202	166,00

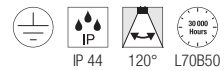


229971 223

AINOS CW



1003452 223



220-240V ~50/60Hz | 500mA
Systemleistung: 21W
Material: Aluminium / Polycarbonat (PC)



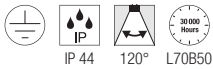
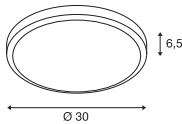
Down

1430lm | 3000K

Variante	Art.Nr.	EUR
● anthrazit	229965	149,00
○ weiß	229961	149,00



AINOS CW SENSOR



220-240V ~50/60Hz | 500mA
Systemleistung: 22W
Material: Aluminium / Polycarbonat (PC)


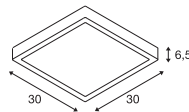
- Sensor im Leuchtengehäuse



Down 1430lm | 3000K

Variante	Art.Nr.	EUR
● anthrazit	229975	195,00
○ weiß	229971	195,00

AINOS CW, quadratisch



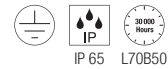
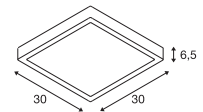
220-240V ~50/60Hz | 500mA
Systemleistung: 17W
Material: Aluminium / Polycarbonat (PC)



Down 1300lm | 3000K | 1300lm | 4000K

Variante	Art.Nr.	EUR
● anthrazit	1003450	161,00
○ weiß	1003449	161,00

AINOS CW SENSOR, quadratisch



220-240V ~50/60Hz | 500mA
Systemleistung: 18W
Material: Aluminium / Polycarbonat (PC)

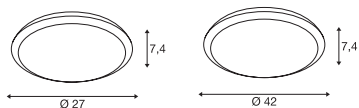
- Sensor im Leuchtengehäuse



Down 1300lm | 3000K | 1300lm | 4000K

Variante	Art.Nr.	EUR
● anthrazit	1003452	201,00
○ weiß	1003451	201,00

RUBA CW




220-240V ~50/60Hz | 600mA
 Systemleistung: 22W
 Material: Polycarbonat (PC)



Down	960lm 2000lm	3000K	1100lm 2300lm	4000K
------	-----------------	-------	------------------	-------

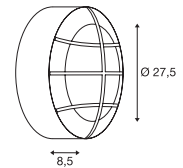
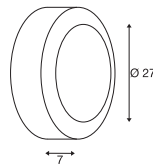
Variante	Art.Nr.	EUR
○ weiß Ø: 27cm 960 / 1100lm 12W	1005089	111,00
○ weiß Ø: 42cm 2000 / 2300lm 22W	1005090	222,00





BULAN
CW, E14

BULAN GRID
CW, E27



220-240V ~50/60Hz
Material: Aluminium / Glas

220-240V ~50/60Hz
Material: Aluminium / Polycarbonat (PC)

229085 225



Socket: 1xE14 max. Ø: 4.8 cm L: 13 cm

Socket: 2xE27 max. Ø: 5.2 cm L: 17.3 cm

Variante	Art.Nr.	EUR
● anthrazit	229075	66,00
○ weiß	229071	66,00
● grau	229072	66,00

Variante	Art.Nr.	EUR
● anthrazit	229085	70,00
○ weiß	229081	70,00



C35 | 4.2W | 320°
2700K | 350lm | EEK=G
5kWh/1000h



Art. Nr.: 1005285 | 8,50 EUR



| 13.5W | 240°
4000K | 1600lm | EEK=E
14kWh/1000h



Art. Nr.: 1005308 | 12,50 EUR

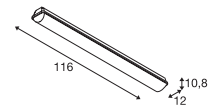
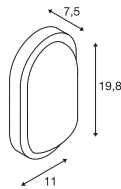


229935 227



TERANG 200
CW

IMPERVA 120
CW



220-240V ~50/60Hz
Systemleistung: 11W
Material: Aluminium / Polycarbonat (PC)

220-240V ~50/60Hz | 700mA
Systemleistung: 40W
Material: Polycarbonat (PC)



Down 830lm | 3000K

Down 4600lm | 3000K

Variante	Art.Nr.	EUR
● anthrazit	229935	80,00
○ weiß	229931	80,00

Variante	Art.Nr.	EUR
● grau	1001314	110,00



233605

233



SCKET
CONCRETO | 231



LED
CONCRETO | 231



LED
ADI | 232



LED
DOWNUNDER
OUT S | 233



LED
DOWNUNDER
OUT M | 233



LED
DOWNUNDER
OUT L | 233



LED
BRICK MESH | 235



LED
BRICK | 235



LED
BRICK | 235




SCKET
BRICK
DOWNUNDER | 237



LED
BRICK
DOWNUNDER | 237



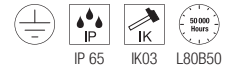
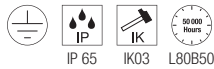
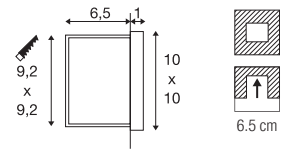
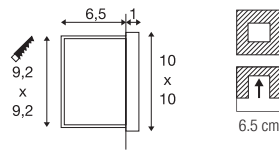
1006406 231



1006407 231

CONCRETO EL, Wing

CONCRETO EL, Cut



100-240V ~50/60Hz | 700mA
Systemleistung: 3.2W
Material: Beton / Aluminium

100-240V ~50/60Hz | 700mA
Systemleistung: 3.2W
Material: Beton / Aluminium

- Leuchte nur mit Lichtaustritt nach unten montieren
- Einbautopf inkl.

- Leuchte nur mit Lichtaustritt nach unten montieren
- Einbautopf inkl.




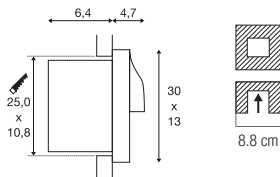
Down 45lm | 3000K

Down 15lm | 3000K

Variante	Art.Nr.	EUR
● grau	1006406	● 98,00

Variante	Art.Nr.	EUR
● grau	1006407	● 98,00

ADI
EL



100-277V ~50/60Hz | 500mA
Systemleistung: 18W
Material: Aluminium / Polycarbonat (PC)

- Leuchte nur mit Lichtaustritt nach unten montieren
- Einbautopf muss separat bestellt werden




Down 940lm | 3000K

Variante	Art.Nr.	EUR
● anthrazit	233635	262,00


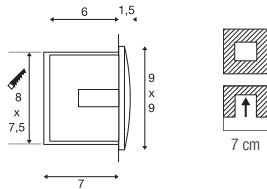


Artikel	Art.Nr.	EUR
Einbautopf		
● schwarz	233639	19,70





DOWNUNDER OUT S EL



220-240V ~50/60Hz | 300mA
Systemleistung: 1.7W
Material: Aluminium / Kunststoff


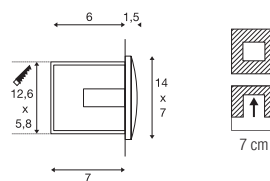
- Leuchte nur mit Lichtaustritt nach unten montieren.
- Einbautopf inkl.



Down 25lm | 3000K
65lm

Variante	Art.Nr.	EUR
● anthrazit		
25lm	233605	63,00
○ weiß		
65lm	233601	63,00

DOWNUNDER OUT M EL



220-240V ~50/60Hz | 300mA
Systemleistung: 4W
Material: Aluminium / Kunststoff

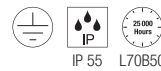
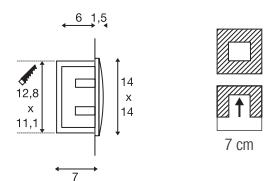
- Leuchte nur mit Lichtaustritt nach unten montieren.
- Einbautopf inkl.



Down 85lm | 3000K
155lm

Variante	Art.Nr.	EUR
● anthrazit		
85lm	233625	75,00
○ weiß		
155lm	233621	75,00

DOWNUNDER OUT L EL



220-240V ~50/60Hz | 300mA
Systemleistung: 4W
Material: Aluminium / Kunststoff

- Leuchte nur mit Lichtaustritt nach unten montieren.
- Einbautopf inkl.




Down 85lm | 3000K

Variante	Art.Nr.	EUR
● anthrazit	233615	89,00



233650


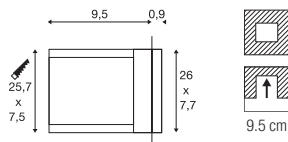

235



233660

235

BRICK MESH EL



100-240V ~50/60Hz | 24V
Systemleistung: 3.3W
Material: Edelstahl 316 / Glas

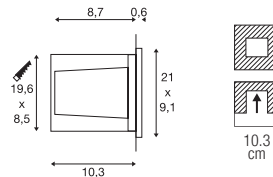
- Einbautopf inkl.



Down 52lm | 3000K

Variante	Art.Nr.	EUR
● edelstahl	229110	248,00

BRICK EL, symmetrisch



220-240V ~50/60Hz | 144mA
Systemleistung: 9.5W
Material: Aluminium / Edelstahl 316

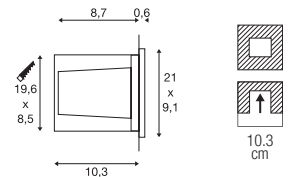
- Einbautopf inkl.



Down 950lm | 3000K

Variante	Art.Nr.	EUR
● edelstahl	233650	303,00

BRICK EL, asymmetrisch



220-240V ~50/60Hz | 144mA
Systemleistung: 9.5W
Material: Aluminium / Edelstahl 316

- Einbautopf inkl.



Down 850lm | 3000K

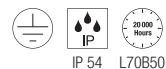
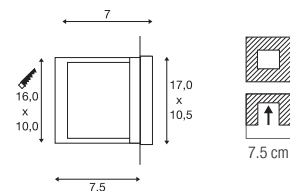
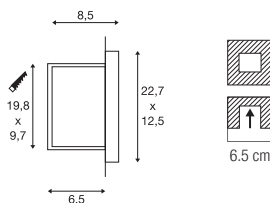
Variante	Art.Nr.	EUR
● edelstahl	233660	303,00





BRICK DOWNUNDER EL, E14

BRICK DOWNUNDER EL



220-240V ~50/60Hz
Material: Aluminium / Glas

220-240V ~50/60Hz
Systemleistung: 1.4W
Material: Aluminium / Glas

- Kein Einbautopf erforderlich

- Einbautopf inkl.



Socket: 1xE14 max. Ø: 4.3 cm | L: 12 cm



Down 30lm | 3000K

Variante	Art.Nr.	EUR
● grau	229062	41,50

Variante	Art.Nr.	EUR
● grau	229702	67,00



C35 | 4.2W | 320°
2700K | 350lm | EEK=G
5kWh/1000h



Art. Nr.: 1005285 | 8,50 EUR





NEW

LED

DASAR® 600 | 241



NEW

LED

DASAR® 1200 | 241



NEW

LED

DASAR® S | 243



NEW

LED

DASAR® S | 243



NEW

LED

DASAR® L | 245



NEW

LED

DASAR® L | 245



NEW

LED

DASAR® XL | 247



NEW

LED

DASAR® XL | 247



LED

DASAR® FLAT 80 | 249



LED

DASAR® FLAT 120 | 249



LED

DASAR® 255 | 249



LED

DASAR® 920 | 250



LED

DASAR® 920 | 250



LED

DASAR® 270 | 251



LED

DASAR® 270 | 251



SCKET

DASAR® 115 | 253



SCKET

DASAR® 115 | 253



SCKET

DASAR® 115 | 253



SCKET

DASAR® EXACT 116 | 255



SCKET

DASAR® EXACT 116 | 255



SCKET

DASAR® 215 | 256



SCKET

DASAR® 215 | 256



SCKET

DASAR® 215 | 257



LED

DASAR® 215 | 257



LED

TRAIL-LITE® 60 | 258



LED

POWER TRAIL-LITE® | 259



LED

POWER TRAIL-LITE® | 259



LED

GIMBLE OUT | 259



LED

SMALL PLOT | 261



LED

SMALL PLOT | 261



SMALL PLOT | 261



SMALL PLOT | 261



LED

BIG PLOT | 263



LED

BIG PLOT | 263



BIG PLOT | 263



BIG PLOT | 263



LED

ROCCI | 264



LED

ROCCI | 264



LED

ROCCI 200 | 265



LED

ROCCI 200 | 265



SCKET

SOLASTO | 267



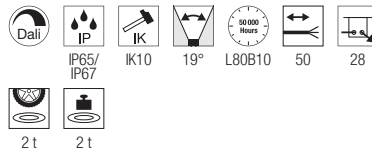
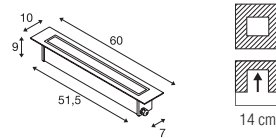
SCKET

SOLASTO | 267



1007196 241

DASAR® 600 EL



220-240V ~50/60Hz | 550mA
Systemleistung: 18W
Material: Edelstahl 316

- mit Verbinder



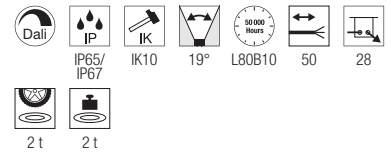
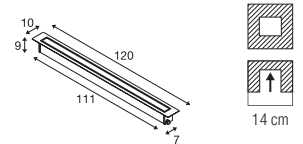
Up 2200lm | 3000K

Variante	Art.Nr.	EUR
● edelstahl	1007195	● 549,00



Artikel	Art.Nr.	EUR
Einbautopf		
● schwarz	1007198	29,00

DASAR® 1200 EL



220-240V ~50/60Hz | 900mA
Systemleistung: 34W
Material: Edelstahl 316

- mit Verbinder



Up 4100lm | 3000K

Variante	Art.Nr.	EUR
● edelstahl	1007196	● 729,00



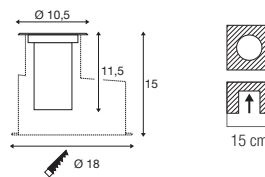
Artikel	Art.Nr.	EUR
Einbautopf		
● schwarz	1007197	49,00



1007680 243



DASAR® S RL, rund



220-240V ~50/60Hz | 200mA
Systemleistung: 4W
Material: Aluminium

- IP Anschlussbox



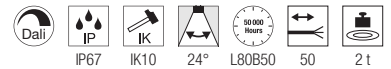
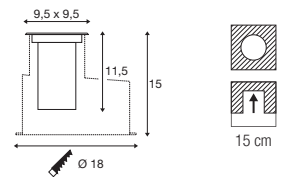
Up 350lm | 3000K

Variante	Art.Nr.	EUR
● anthrazit	1007680	● 209,00



Artikel	Art.Nr.	EUR
Bodeneinbautopf S		
● schwarz	1007682	49,00
Reflektor 15°		
○ silber	1007683	6,00
Reflektor 36°		
○ silber	1007684	6,00
Reflektor 50°		
○ silber	1007685	6,00

DASAR® S RL, eckig



220-240V ~50/60Hz | 200mA
Systemleistung: 4W
Material: Aluminium

- IP Anschlussbox



Up 350lm | 3000K

Variante	Art.Nr.	EUR
● anthrazit	1007681	● 209,00



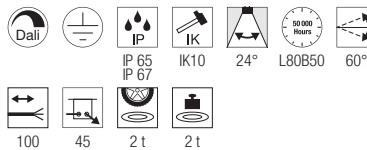
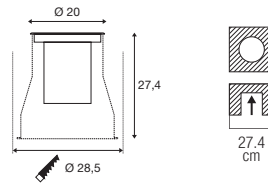
Artikel	Art.Nr.	EUR
Bodeneinbautopf S		
● schwarz	1007682	49,00
Reflektor 15°		
○ silber	1007683	6,00
Reflektor 36°		
○ silber	1007684	6,00
Reflektor 50°		
○ silber	1007685	6,00



1007243 245



DASAR® L RL, rund



220-240V ~50/60Hz | 500mA
Systemleistung: 19W
Material: Aluminium

- mit y-Verbinder



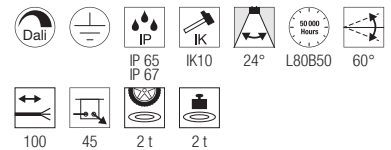
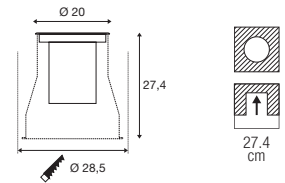
Up 1950lm | 3000K

Variante	Art.Nr.	EUR
● edelstahl	1007243	● 479,00



Artikel	Art.Nr.	EUR
Einbautopf für DASAR L		
● schwarz	1007245	49,00
Reflektor 15° für L / XL		
○ silber	1007238	12,00
Reflektor 36° für L / XL		
○ silber	1007239	12,00
Reflektor 60° für L / XL		
○ silber	1007240	12,00

DASAR® L RL, quadratisch



220-240V ~50/60Hz | 500mA
Systemleistung: 19W
Material: Aluminium

- mit y-Verbinder



Up 1950lm | 3000K

Variante	Art.Nr.	EUR
● schwarz	1007244	● 479,00



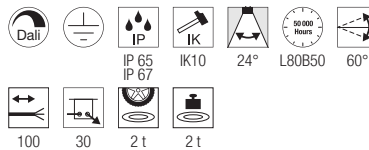
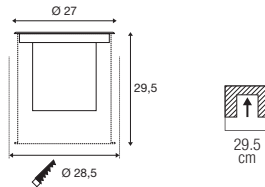
Artikel	Art.Nr.	EUR
Einbautopf für DASAR L		
● schwarz	1007245	49,00
Reflektor 15° für L / XL		
○ silber	1007238	12,00
Reflektor 36° für L / XL		
○ silber	1007239	12,00
Reflektor 60° für L / XL		
○ silber	1007240	12,00



1007242 247



DASAR® XL RL, rund



220-240V ~50/60Hz | 700mA
Systemleistung: 27W
Material: Aluminium

- mit y-Verbinder



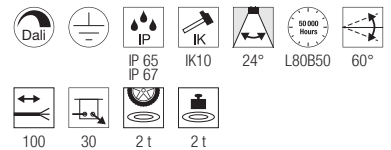
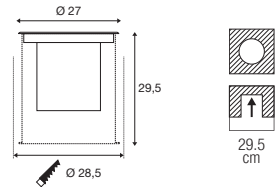
Up 2790lm | 3000K

Variante	Art.Nr.	EUR
● edelstahl	1007241	● 579,00



Artikel	Art.Nr.	EUR
Einbautopf für DASAR XL		
● schwarz	1007246	59,00
Reflektor 15° für L / XL		
○ silber	1007238	12,00
Reflektor 36° für L / XL		
○ silber	1007239	12,00
Reflektor 60° für L / XL		
○ silber	1007240	12,00

DASAR® XL RL, quadratisch



220-240V ~50/60Hz | 700mA
Systemleistung: 27W
Material: Aluminium

- mit y-Verbinder



Up 2790lm | 3000K

Variante	Art.Nr.	EUR
● edelstahl	1007242	● 579,00



Artikel	Art.Nr.	EUR
Einbautopf für DASAR XL		
● schwarz	1007246	59,00
Reflektor 15° für L / XL		
○ silber	1007238	12,00
Reflektor 36° für L / XL		
○ silber	1007239	12,00
Reflektor 60° für L / XL		
○ silber	1007240	12,00



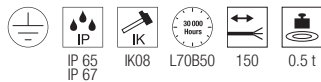
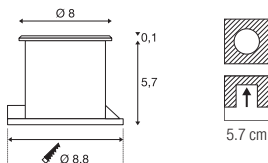
228412 249



229383 249



DASAR® FLAT 80 EL



220-240V ~50/60Hz
Systemleistung: 3.5W
Material: Edelstahl 304 / Glas

- Beide IP Schutzarten werden erfüllt.
- Die Leuchte ist für den Einbau in Holz geeignet.
- offenes Kabelende



Up 140lm | 3000K

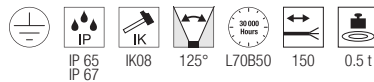
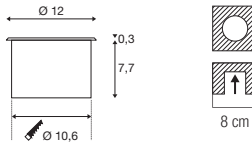
Variante	Art.Nr.	EUR
● edelstahl	228412	109,00



Artikel	Art.Nr.	EUR
---------	---------	-----

Verbindungsbox IP68, 3-polig
● schwarz 228730 23,00

DASAR® FLAT 120 EL



220-240V ~50/60Hz | 350mA
Systemleistung: 7W
Material: Edelstahl 304 / Aluminium

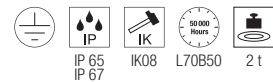
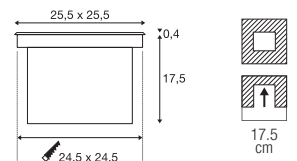
- offenes Kabelende



Up 490lm | 3000K
540lm | 4000K

Variante	Art.Nr.	EUR
● edelstahl		
490lm 3000K	1006106	151,00
● edelstahl		
540lm 4000K	1006107	151,00

DASAR® 255 EL



220-240V ~50/60Hz | 750mA
Systemleistung: 31W
Material: Edelstahl 316 / Glas

- Beide IP Schutzarten werden erfüllt.

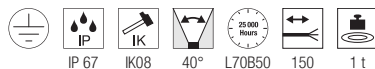
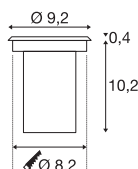
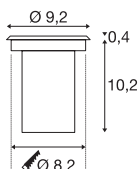


Up 1660lm | 3000K
1720lm | 4000K

Variante	Art.Nr.	EUR
● edelstahl		
1660lm 3000K	229383	403,00
● edelstahl		
1720lm 4000K	229381	403,00

DASAR® 920
EL

DASAR® 920
EL



12-24V
Systemleistung: 6.5W
Material: Edelstahl 316 / Glas

- offenes Kabelende



Up 520lm | 3000K

Variante	Art.Nr.	EUR
● edelstahl	233500	151,00

220-240V ~50/60Hz | 400mA
Systemleistung: 5.5W
Material: Edelstahl 316 / Glas

- offenes Kabelende



Up 300lm | 3000K

Variante	Art.Nr.	EUR
● edelstahl	233520	197,00



Artikel	Art.Nr.	EUR
LED Netzteil 15W 12V		
○ weiß	1005444	29,50
LED Netzteil 15W 24V		
○ weiß	1005445	29,50




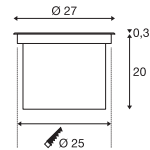
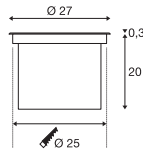
233500 250





DASAR® 270
EL, asymmetrisch

DASAR® 270
EL, symmetrisch

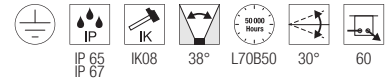


220-240V ~50/60Hz | 700mA
Systemleistung: 30W
Material: Edelstahl 316 / Glas



Up 2000lm | 3000K
2100lm | 4000K

Variante	Art.Nr.	EUR
● edelstahl 2000lm 3000K	1002893	454,00
● edelstahl 2100lm 4000K	1002895	454,00



220-240V ~50/60Hz | 700mA
Systemleistung: 30W
Material: Edelstahl 316 / Glas



Up 2500lm | 3000K
2600lm | 4000K

Variante	Art.Nr.	EUR
● edelstahl 2500lm 3000K	1002897	454,00
● edelstahl 2600lm 4000K	1002898	454,00



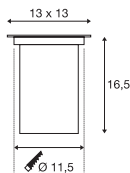
Artikel	Art.Nr.	EUR
DASAR® 270 Honeycomb Abdeckung ● schwarz	1002899	12,90



229320 253



DASAR® 115
RL, quadratisch, QPAR51



220-240V ~50/60Hz
Material: Edelstahl 316 / Glas

SOCKET INSIDE <35 W

Socket: 1xGU10 max. Ø: 5.1 cm L: 6 cm

Variante	Art.Nr.	EUR
● edelstahl	229324	114,00

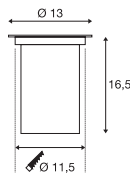


LED GU10 51mm | 6W | 38°
2700K | 450lm | EEK=F
6kWh/1000h



Art. Nr.: 1005075 | 7,50 EUR

DASAR® 115
RL, rund, QPAR51



220-240V ~50/60Hz
Material: Edelstahl 316 / Glas

SOCKET INSIDE <35 W

Socket: 1xGU10 max. Ø: 5.1 cm L: 6 cm

Variante	Art.Nr.	EUR
● edelstahl	229320	114,00


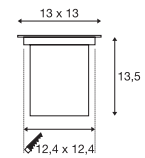


LED GU10 51mm | 6W | 38°
2700K | 450lm | EEK=F
6kWh/1000h



Art. Nr.: 1005075 | 7,50 EUR

DASAR® 115
RL, quadratisch, QPAR51



220-240V ~50/60Hz
Material: Edelstahl 316 / Glas

SOCKET INSIDE <35 W

Socket: 1xGU10 max. Ø: 5.1 cm L: 6 cm

Variante	Art.Nr.	EUR
● edelstahl	229374	114,00



LED GU10 51mm | 6W | 38°
2700K | 450lm | EEK=F
6kWh/1000h




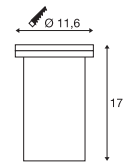
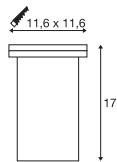
Art. Nr.: 1005075 | 7,50 EUR





DASAR® EXACT 116
EL, quadratisch, QPAR51

DASAR® EXACT 116
EL, rund, QPAR51



220-240V ~50/60Hz
Material: Edelstahl 316 / Glas

220-240V ~50/60Hz
Material: Edelstahl 316 / Glas

SOCKET INSIDE <35 W

SOCKET INSIDE <35 W

Socket: 1xGU10 max. Ø: 5.1 cm L: 6 cm

Socket: 1xGU10 max. Ø: 5.1 cm L: 6 cm

Variante	Art.Nr.	EUR
● edelstahl	228434	124,00

Variante	Art.Nr.	EUR
● edelstahl	228430	124,00



LED GU10 51mm | 6W | 38°
2700K | 450lm | EEK=F
6kWh/1000h



Art. Nr.: 1005077 | 7,50 EUR


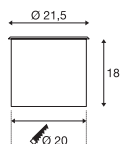


LED GU10 51mm | 6W | 38°
2700K | 450lm | EEK=F
6kWh/1000h



Art. Nr.: 1005077 | 7,50 EUR

DASAR® 215
RL, rund, QPAR111



220-240V ~50/60Hz
Material: Edelstahl 316 / Glas



Socket: 1xGU10

Variante	Art.Nr.	EUR
● edelstahl	229230	268,00



QPAR111 | 12.5W | 10°
3000K | 950lm | EEK=F
13kWh/1000h

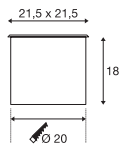


Art. Nr.: 1005278 | 55,00 EUR





DASAR® 215
RL, quadratisch, QPAR111



220-240V ~50/60Hz
Material: Edelstahl 316 / Glas



Socket: 1xGU10

Variante	Art.Nr.	EUR
● edelstahl	229234	268,00

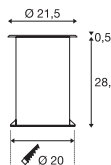


QPAR111 | 12,5W | 10°
3000K | 950lm | EEK=F
13kWh/1000h

Art. Nr.: 1005278 | 55,00 EUR



DASAR® 215
RL, rund, E27



220-240V ~50/60Hz
Material: Edelstahl 316 / Glas



Socket: 1xE27 max. Ø: 4,5 cm | L: 13,4 cm

Variante	Art.Nr.	EUR
● edelstahl	229200	256,00

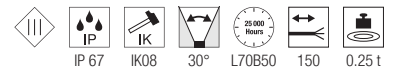

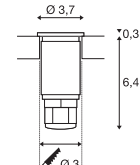


LED E27 | 8W | 240°
3000K | 880lm | EEK=E
8kWh/1000h

Art. Nr.: 1005289 | 10,25 EUR



DASAR® 370
EL, rund



12-24V
Leistungsaufnahme: 2W
Material: Edelstahl 316 / Glas

- Die Leuchte ist für den Einbau in Holz geeignet
- offenes Kabelende



Up 120lm | 3000K

Variante	Art.Nr.	EUR
● edelstahl	233540	171,00

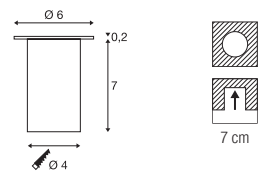


Artikel	Art.Nr.	EUR
LED Netzteil 15W 12V		
○ weiß	1005444	29,50
LED Netzteil 15W 24V		
○ weiß	1005445	29,50



228332 259

TRAIL-LITE® 60 EL



1000384 259



12V ~50/60Hz
Leistungsaufnahme: 0,3W
Material: Edelstahl 316 / Glas

- Betrieb nur mit konventionellem Trafo.
- Einbautopf inkl.
- Die Leuchte ist für den Einbau in Holz geeignet



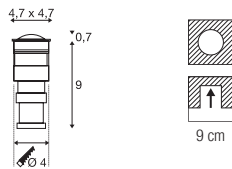
Up

10lm | 3000K

Variante	Art.Nr.	EUR
● edelstahl	227462	70,00



POWER TRAIL-LITE®
EL, quadratisch



350mA
Systemleistung: 1W
Material: Edelstahl 316 / Glas

- Betrieb nur mit Treiber 350mA. Verdrahtung von mehreren PowerLEDs nur in Reihenschaltung! Einbauhülse inkl. Die Leuchte ist für den Einbau in Holz geeignet
- offenes Kabelende



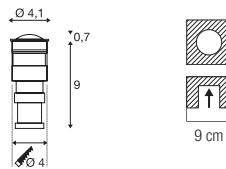
Up 45lm | 3000K

Variante	Art.Nr.	EUR
● edelstahl	228342	80,00



Artikel	Art.Nr.	EUR
LED Treiber 3W 350mA		
○ weiß	1005248	15,00

POWER TRAIL-LITE®
EL, rund



350mA
Systemleistung: 1W
Material: Edelstahl 316 / Glas

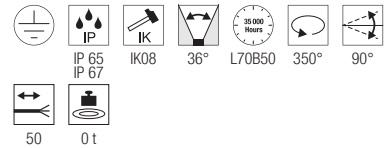
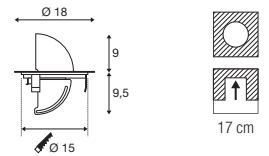
- Betrieb nur mit Treiber 350mA. Verdrahtung von mehreren PowerLEDs nur in Reihenschaltung!
- Die Leuchte ist für den Einbau in Holz geeignet
- offenes Kabelende



Up 45lm | 3000K

Variante	Art.Nr.	EUR
● edelstahl	228332	80,00

GIMBLE OUT
EL



220-240V ~50/60Hz | 600mA
Systemleistung: 13W
Material: Edelstahl 316

- offenes Kabelende



Up 1100lm | 3000K

Variante	Art.Nr.	EUR
● edelstahl	1000384	384,00



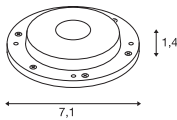
Artikel	Art.Nr.	EUR
Bodeneinbautopf		
● schwarz	1000655	72,00
Einbaurohr DN160		
● grau	233792	54,00
Verbindungsbox IP68, 3-polig		
● schwarz	228730	23,00



1006171 + 1006173 261



SMALL PLOT Module



24V DC
Leistungsaufnahme: 2.6W
Material: Aluminium / Polymethylacrylat (PMMA)

- Das Produkt wird ohne Cover geliefert
- offenes Kabelende



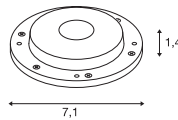
Up 240lm | 3000K

Variante	Art.Nr.	EUR
● aluminium	1006172	82,00



Artikel	Art.Nr.	EUR
LED Netzteil 12/20W 24V inkl. Zugentlastung		
○ weiß	1005381	39,50
LED Netzteil 15W 24V		
○ weiß	1005445	29,50

SMALL PLOT Module



24V DC
Leistungsaufnahme: 2.6W
Material: Edelstahl / Polymethylacrylat (PMMA)

- Das Produkt wird ohne Cover geliefert
- offenes Kabelende



Up 240lm | 3000K

Variante	Art.Nr.	EUR
● edelstahl	1006171	97,00



Artikel	Art.Nr.	EUR
LED Netzteil 12/20W 24V inkl. Zugentlastung		
○ weiß	1005381	39,50
LED Netzteil 15W 24V		
○ weiß	1005445	29,50

SMALL PLOT Abdeckung, 2er



H: 1.7 cm
Ø: 10.3 cm
Material 1006173: Edelstahl
Material 1006174: Aluminium

- 500 kg Belastung für 1006174
- 800 kg Belastung für 1006173

Variante	Art.Nr.	EUR
● anthrazit	1006174	42,25
● edelstahl	1006173	141,00

SMALL PLOT Abdeckung, 4er



H: 1.7 cm
Ø: 10.3 cm
Material 1006175: Edelstahl
Material 1006176: Aluminium

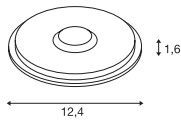
Variante	Art.Nr.	EUR
● anthrazit	1006176	42,25
● edelstahl	1006175	141,00



1001359 + 1001255 263



BIG PLOT Module



220-240V ~50/60Hz
Systemleistung: 5.5W
Material: Aluminium / Polymethylacrylat (PMMA)

- Produkt wird ohne Cover geliefert
- offenes Kabelende



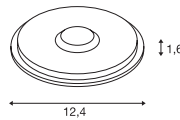
Up 500lm | 3000K

Variante	Art.Nr.	EUR
● aluminium	1001256	92,00



Artikel	Art.Nr.	EUR
T-Verbinderbox		
● schwarz	228726	36,00
Verbindungsbox IP68, 3-polig		
● schwarz	228730	23,00

BIG PLOT Module



220-240V ~50/60Hz
Systemleistung: 5.5W
Material: Edelstahl / Polymethylacrylat (PMMA)

- Produkt wird ohne Cover geliefert
- offenes Kabelende



Up 500lm | 3000K

Variante	Art.Nr.	EUR
● edelstahl	1001359	133,00



Artikel	Art.Nr.	EUR
T-Verbinderbox		
● schwarz	228726	36,00
Verbindungsbox IP68, 3-polig		
● schwarz	228730	23,00

BIG PLOT Abdeckung, 2er



H: 2 cm
Ø: 17 cm
Material: Aluminium

- 500 kg Belastung für 1001262
- 800 kg Belastung für 1001254

Variante	Art.Nr.	EUR
● anthrazit	1001262	56,00
● edelstahl	1001254	198,00

BIG PLOT Abdeckung, 4er

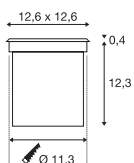


800 kg

H: 2 cm
Ø: 17 cm
Material: Edelstahl 316

Variante	Art.Nr.	EUR
● anthrazit	1001263	56,00
● edelstahl	1001255	198,00

ROCCI
EL, quadratisch



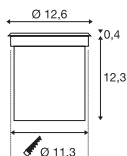
100-277V ~50/60Hz | 700mA
Systemleistung: 8.6W
Material: Edelstahl 316 / Glas



Up 580lm | 3000K

Variante	Art.Nr.	EUR
● edelstahl	227604	167,00

ROCCI
EL, rund




100-277V ~50/60Hz | 700mA
Systemleistung: 8.6W
Material: Edelstahl 316 / Glas



Up 580lm | 3000K

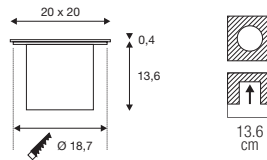
Variante	Art.Nr.	EUR
● edelstahl	227600	167,00



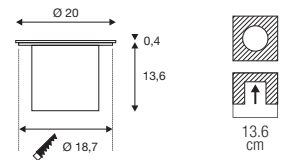


227604 264

ROCCI 200
EL, eckig



ROCCI 200
EL, rund



1006105 265

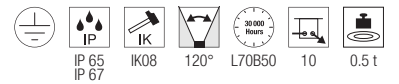


100-277V ~50/60Hz | 350mA
Systemleistung: 16W
Material: Edelstahl 316 / Glas



Up 1530lm | 3000K

Variante	Art.Nr.	EUR
● edelstahl	1006105	187,00



100-277V ~50/60Hz | 350mA
Systemleistung: 16W
Material: Edelstahl 316 / Glas



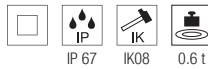
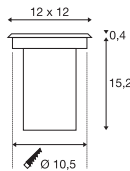
Up 1530lm | 3000K

Variante	Art.Nr.	EUR
● edelstahl	1006104	187,00





SOLASTO EL, quadratisch



220-240V ~50/60Hz
Material: Edelstahl 304 / Glas



Socket: 1xGU10

Variante	Art.Nr.	EUR
● edelstahl	227684	70,00

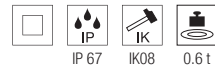

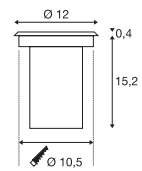


LED GU10 51mm | 6W | 38°
2700K | 450lm | EEK=F
6kWh/1000h



Art. Nr.: 1005075 | 7,50 EUR

SOLASTO EL, rund



220-240V ~50/60Hz
Material: Edelstahl 304 / Glas



Socket: 1xGU10

Variante	Art.Nr.	EUR
● edelstahl	227680	70,00



LED GU10 51mm | 6W | 38°
2700K | 450lm | EEK=F
6kWh/1000h



Art. Nr.: 1005075 | 7,50 EUR





LED QT | 270



LED C35 | 270



LED TCR-TSE | 270



LED QR51 | 271



LED QPAR51 | 271



LED | 272

LED QPAR111 |
272, 273, 274

QPAR111 | 272, 273



LED A60 | 274, 275



LED T32 | 271



LED T38 | 275



LED T45 | 275



LED ST64 | 275

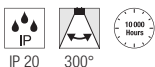


LED ST58 | 275



LED G125 | 275

LED QT14 G9



220-240V ~50/60Hz
Leistung: 3,6W
Material: Keramik
Ø: 1.8 cm L: 5.4 cm

Lichtstrom	400lm
Lampenstrom	0,03A
Farbwiedergabeindex	93
Leistung	3,6W
Energieverbrauch/1000h	4kWh

Variante	Art.Nr.	EUR
○ weiß 3000K	1005286	9,99

LED QT-DE12 R7S, 78 mm



220-240V ~50/60Hz
Leistung: 9W
Material: Polycarbonat (PC)
Ø: 2.9 cm L: 2.9 cm

Lichtstrom	1050lm
Lampenstrom	0,043A
Farbwiedergabeindex	95
Leistung	9W
Energieverbrauch/1000h	9kWh

Variante	Art.Nr.	EUR
● grau 3000K	1005287	24,00

LED QT-DE12 R7S, 118 mm

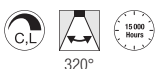


220-240V ~50/60Hz
Leistung: 15W
Material: Polycarbonat (PC)
Ø: 2.9 cm L: 2.9 cm

Lichtstrom	2000lm
Lampenstrom	0,068A
Farbwiedergabeindex	92
Leistung	15W
Energieverbrauch/1000h	15kWh

Variante	Art.Nr.	EUR
● grau 3000K	1005288	28,50

LED C35 E14



220-240V ~50/60Hz
Leistung: 4,2W
Material: Glas
Ø: 3.5 cm L: 9.8 cm

Lichtstrom	380lm
Lampenstrom	0,025A
Farbwiedergabeindex	90
Leistung	4,2W
Energieverbrauch/1000h	5kWh

Variante	Art.Nr.	EUR
○ transparent 2700K	1005284	6,50

LED C35 E14



220-240V ~50/60Hz
Leistung: 4,2W
Material: Glas
Ø: 3.5 cm L: 9.8 cm

Lichtstrom	350lm
Lampenstrom	0,025A
Farbwiedergabeindex	90
Leistung	4,2W
Energieverbrauch/1000h	5kWh

Variante	Art.Nr.	EUR
○ weiß 2700K	1005285	8,50

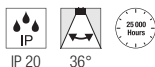
LED TCR-TSE GX53



220-240V ~50/60Hz
Leistung: 6,1W
Material: Polycarbonat (PC) / Polycarbonat (PC)
Ø: 7.5 cm L: 2.4 cm

Lichtstrom	490lm
Lampenstrom	0,034A
Farbwiedergabeindex	93
Leistung	6,1W
Energieverbrauch/1000h	6kWh

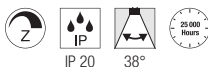
Variante	Art.Nr.	EUR
○ weiß 2700K	1005272	11,50
○ weiß 3000K	1005271	11,50
○ weiß 4000K	1005269	11,50

LED QR51
GU5.3

12V AC
Leistung: 5,8W
Material: Glas
Ø: 5 cm L: 4.5 cm

Lichtstrom	450lm
Lampenstrom	0,63A
max. Lichtstärke	1300cd
Farbwiedergabeindex	90
Leistung	5,8W
Energieverbrauch/1000h	6kWh

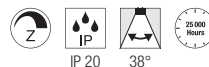
Variante	Art.Nr.	EUR
<input type="radio"/> transparent 2700K	1001574	35,00
<input type="radio"/> transparent 3000K	1001575	35,00

LED QPAR51
GU10, tunable 2700-6500K, smart

220-240V ~50/60Hz
Leistung: 5W
Material: Polyamid 66 (PA 66) /
Polycarbonat (PC)
Ø: 5 cm L: 5.4 cm

Lichtstrom	350lm
Lampenstrom	0,04A
max. Lichtstärke	530cd
Farbwiedergabeindex	92
Leistung	5W
Energieverbrauch/1000h	5kWh

Variante	Art.Nr.	EUR
<input type="radio"/> weiß 2700-6500K	1005311	37,75

LED QPAR51
GU10, RGBW, smart

220-240V ~50/60Hz
Leistung: 5,2W
Material: Polyamid 66 (PA 66) /
Polycarbonat (PC)
Ø: 5 cm L: 6.1 cm

Lichtstrom	350lm
Lampenstrom	0,042A
max. Lichtstärke	680cd
Farbwiedergabeindex	92
Leistung	5,2W
Energieverbrauch/1000h	5kWh

Variante	Art.Nr.	EUR
<input type="radio"/> weiß	1005312	54,00

LED QPAR51
GU10

NEW



220-240V ~50/60Hz
Leistung: 2,4W
Material: Glas
Ø: 5 cm L: 5.4 cm

Lichtstrom	230lm
Lampenstrom	0.025A
max. Lichtstärke	450cd
Farbwiedergabeindex	80
Leistung	2,4W
Energieverbrauch/1000h	3kWh

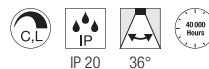
Variante	Art.Nr.	EUR
<input type="radio"/> transparent 2700K	1007230	6,50
<input type="radio"/> transparent 3000K	1007231	6,50

LED T32
GU10

220-240V ~50/60Hz
Leistung: 3,2W
Material: Glas
Ø: 3.2 cm L: 10 cm

Lichtstrom	270lm
Lampenstrom	0.0175A
Farbwiedergabeindex	90
Leistung	3,2W

Variante	Art.Nr.	EUR
<input type="radio"/> transparent 2700K	1006321	48,00

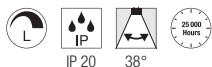
LED QPAR51
GU10

220-240V ~50/60Hz
Leistung: 6W
Material: Glas
Ø: 5 cm L: 5 cm

Lichtstrom	360lm
Lampenstrom	0.033A
max. Lichtstärke	680cd
Farbwiedergabeindex	93
Leistung	6W
Energieverbrauch/1000h	6kWh

Variante	Art.Nr.	EUR
<input type="radio"/> silber 2200-2700K	1005273	9,99

LED QPAR51 GU10

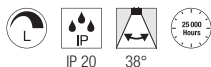


220-240V ~50/60Hz
Leistung: 6W
Material: Polycarbonat (PC)
Ø: 5 cm L: 5 cm

Lichtstrom	450lm
Lampenstrom	0.037A
max. Lichtstärke	880cd
Farbwiedergabeindex	92
Leistung	6W
Energieverbrauch/1000h	6kWh

Variante	Art.Nr.	EUR
● schwarz 2700K	1005077	7,50
● schwarz 3000K	1005080	7,50
● schwarz 4000K	1005083	7,50

LED QPAR51 GU10

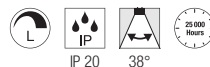


220-240V ~50/60Hz
Leistung: 6W
Material: Polycarbonat (PC)
Ø: 5 cm L: 5 cm

Lichtstrom	450lm
Lampenstrom	0.037A
max. Lichtstärke	880cd
Farbwiedergabeindex	92
Leistung	6W
Energieverbrauch/1000h	6kWh

Variante	Art.Nr.	EUR
○ weiß 2700K	1005076	7,50
○ weiß 3000K	1005079	7,50
○ weiß 4000K	1005082	7,50

LED QPAR51 GU10

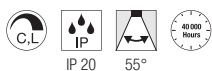


220-240V ~50/60Hz
Leistung: 6W
Material: Polycarbonat (PC)
Ø: 5 cm L: 5.4 cm

Lichtstrom	450lm
Lampenstrom	0.037A
max. Lichtstärke	880cd
Farbwiedergabeindex	92
Leistung	6W
Energieverbrauch/1000h	6kWh

Variante	Art.Nr.	EUR
● grau 2700K	1005075	7,50
● grau 3000K	1005078	7,50
● grau 4000K	1005081	7,50

LED QPAR111 GU10

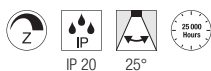


220-240V ~50/60Hz
Leistung: 12W
Material: Aluminium
Ø: 11 cm L: 7 cm

Lichtstrom	680lm
Lampenstrom	0.05A
max. Lichtstärke	930cd
Farbwiedergabeindex	90
Leistung	12W
Energieverbrauch/1000h	12kWh

Variante	Art.Nr.	EUR
● aluminium 2700K	1005297	85,00
● aluminium 3000K	1005298	85,00
● aluminium 4000K	1005299	85,00

QPAR111 GU10, RGBW, smart

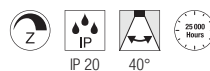


220-240V ~50/60Hz
Leistung: 10W
Material: Aluminium
Ø: 11.1 cm L: 7 cm

Lichtstrom	750lm
Lampenstrom	0.059A
max. Lichtstärke	3500cd
Farbwiedergabeindex	94
Leistung	10W
Energieverbrauch/1000h	10kWh

Variante	Art.Nr.	EUR
○ weiß	1005315	68,00

QPAR111 GU10, RGBW, smart



220-240V ~50/60Hz
Leistung: 10W
Material: Aluminium / Polycarbonat (PC)
Ø: 11.1 cm L: 7 cm

Lichtstrom	780lm
Lampenstrom	0.059A
max. Lichtstärke	2000cd
Farbwiedergabeindex	94
Leistung	10W
Energieverbrauch/1000h	10kWh

Variante	Art.Nr.	EUR
○ weiß	1005316	68,00



QPAR111 GU10, tunable 2700-6500K, smart

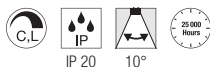


220-240V ~50/60Hz
Leistung: 10W
Material: Aluminium / Polycarbonat (PC)
Ø: 11.1 cm L: 7 cm

Lichtstrom	760lm
Lampenstrom	0.053A
max. Lichtstärke	4000cd
Farbwiedergabeindex	93
Leistung	10W
Energieverbrauch/1000h	10kWh

Variante	Art.Nr.	EUR
○ weiß		
2700-6500K 25°	1005313	52,00
○ weiß		
2700-6500K 40°	1005314	52,00

LED QPAR111 GU10

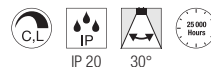


220-240V ~50/60Hz
Leistung: 12,5W
Material: Aluminium
Ø: 11.1 cm L: 7 cm

Lichtstrom	900lm
Lampenstrom	0.058A
max. Lichtstärke	11000cd
Farbwiedergabeindex	90
Leistung	12,5W
Energieverbrauch/1000h	13kWh

Variante	Art.Nr.	EUR
○ silber		
2700K	1005275	55,00
○ silber		
3000K	1005278	55,00
○ silber		
4000K	1005281	55,00

LED QPAR111 GU10

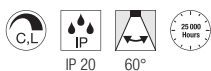


220-240V ~50/60Hz
Leistung: 12,5W
Material: Aluminium
Ø: 11.1 cm L: 7 cm

Lichtstrom	950lm
Lampenstrom	0.058A
max. Lichtstärke	3000cd
Farbwiedergabeindex	93
Leistung	12,5W
Energieverbrauch/1000h	13kWh

Variante	Art.Nr.	EUR
○ silber		
2700K	1005276	49,50
○ silber		
3000K	1005279	49,50
○ silber		
4000K	1005282	49,50

LED QPAR111 GU10

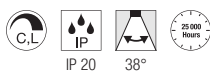


220-240V ~50/60Hz
Leistung: 12,5W
Material: Aluminium
Ø: 11.1 cm L: 7 cm

Lichtstrom	1000lm
Lampenstrom	0.058A
max. Lichtstärke	1000cd
Farbwiedergabeindex	93
Leistung	12,5W
Energieverbrauch/1000h	13kWh

Variante	Art.Nr.	EUR
○ silber		
2700K	1005277	49,50
○ silber		
3000K	1005280	49,50
○ silber		
4000K	1005283	49,50

LED QPAR111 GU10



220-240V ~50/60Hz
Leistung: 8W
Material: Glas
Ø: 11.1 cm L: 6.1 cm

Lichtstrom	680lm
Lampenstrom	0.046A
max. Lichtstärke	1300cd
Farbwiedergabeindex	93
Leistung	8W
Energieverbrauch/1000h	8kWh

Variante	Art.Nr.	EUR
○ transparent		
2700K	1005274	30,75

LED QPAR111 GU10



220-240V ~50/60Hz
Leistung: 7,3W
Material: Kunststoff / Aluminium
Ø: 11.1 cm L: 7.1 cm

Lichtstrom	530lm
Lampenstrom	0.051A
max. Lichtstärke	1400cd
Farbwiedergabeindex	93
Leistung	7,3W
Energieverbrauch/1000h	8kWh

Variante	Art.Nr.	EUR
○ silber		
2700K	1005291	24,50
○ silber		
3000K	1005292	24,50

LED QPAR111 GU10



220-240V ~50/60Hz
Leistung: 7,3W
Material: Kunststoff / Aluminium
Ø: 11.1 cm L: 7.1 cm

Lichtstrom	500lm
Lampenstrom	0.051A
max. Lichtstärke	1000cd
Farbwiedergabeindex	93
Leistung	7,3W
Energieverbrauch/1000h	8kWh

Variante	Art.Nr.	EUR
<input type="radio"/> silber 2700K	1005294	24,50
<input type="radio"/> silber 3000K	1005295	24,50
<input type="radio"/> silber 4000K	1005296	24,50

LED A60 E27, tunable 2700-6500K, smart



220-240V ~50/60Hz
Leistung: 9W
Material: Polyamid 66 (PA 66)
Ø: 6 cm L: 11 cm

Lichtstrom	800lm
Lampenstrom	0.067A
Farbwiedergabeindex	92
Leistung	9W
Energieverbrauch/1000h	9kWh

Variante	Art.Nr.	EUR
<input type="radio"/> weiß 2700-6500K	1005317	32,00

LED A60 E27, RGBW, smart

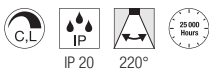


220-240V ~50/60Hz
Leistung: 9W
Material: Polyamid 66 (PA 66) /
Polycarbonat (PC)
Ø: 6 cm L: 11 cm

Lichtstrom	800lm
Lampenstrom	0.073A
Farbwiedergabeindex	92
Leistung	9W
Energieverbrauch/1000h	9kWh

Variante	Art.Nr.	EUR
<input type="radio"/> weiß	1005318	44,50

LED A60 E27

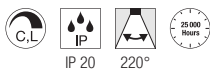


220-240V ~50/60Hz
Leistung: 9W
Material: Kunststoff
Ø: 6 cm L: 11 cm

Lichtstrom	800lm
Lampenstrom	0.048A
Farbwiedergabeindex	90
Leistung	9W
Energieverbrauch/1000h	9kWh

Variante	Art.Nr.	EUR
<input type="radio"/> weiß 2700K	1005301	7,35

LED A60 E27



220-240V ~50/60Hz
Leistung: 13,2W
Material: Kunststoff
Ø: 6 cm L: 12 cm

Lichtstrom	1300lm
Lampenstrom	0.062A
Farbwiedergabeindex	93
Leistung	13,2W
Energieverbrauch/1000h	13kWh

Variante	Art.Nr.	EUR
<input type="radio"/> weiß 2700K	1005302	12,25

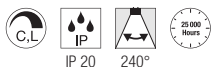
LED A60 E27



220-240V ~50/60Hz
Leistung: 7,5W
Material: Glas
Ø: 6 cm L: 10.5 cm

Lichtstrom	800lm
Lampenstrom	0.038A
Farbwiedergabeindex	93
Leistung	7,5W
Energieverbrauch/1000h	8kWh

Variante	Art.Nr.	EUR
<input type="radio"/> transparent 2700K	1005303	9,60

**LED T38**
E27

220-240V ~50/60Hz
Leistung: 8W
Material: Kunststoff
Ø: 3.8 cm L: 11.6 cm

Lichtstrom	880lm
Lampenstrom	0.035A
Farbwiedergabeindex	94
Leistung	8W
Energieverbrauch/1000h	8kWh

Variante	Art.Nr.	EUR
○ weiß		
3000K	1005289	10,25
○ weiß		
4000K	1005290	10,25

LED T45
E27

220-240V ~50/60Hz
Leistung: 13,5W
Material: Kunststoff
Ø: 4.5 cm L: 14 cm

Lichtstrom	1520lm
Lampenstrom	0.06A
Farbwiedergabeindex	94
Leistung	13,5W
Energieverbrauch/1000h	14kWh

Variante	Art.Nr.	EUR
○ weiß		
3000K	1005307	12,50
○ weiß		
4000K	1005308	12,50

LED ST64
E27

220-240V ~50/60Hz
Leistung: 7,5W
Material: Glas
Ø: 6.4 cm L: 14.5 cm

Lichtstrom	700lm
Lampenstrom	0.038A
Farbwiedergabeindex	90
Leistung	7,5W
Energieverbrauch/1000h	8kWh

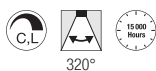
Variante	Art.Nr.	EUR
● gold		
2500K	1005265	26,50

LED A60
E27, Mirrorhead, Chrom

220-240V ~50/60Hz
Leistung: 7,5W
Material: Glas
Ø: 6 cm L: 10.5 cm

Lichtstrom	720lm
Lampenstrom	0.038A
Farbwiedergabeindex	92
Leistung	7,5W
Energieverbrauch/1000h	8kWh

Variante	Art.Nr.	EUR
● chrom		
2700K	1005305	19,00

LED ST58
E27

220-240V ~50/60Hz
Leistung: 7,5W
Material: Glas
Ø: 5.8 cm L: 14.2 cm

Lichtstrom	800lm
Lampenstrom	0.038A
Farbwiedergabeindex	93
Leistung	7,5W
Energieverbrauch/1000h	8kWh


Variante	Art.Nr.	EUR
○ transparent		
2700K	1005268	12,25

LED G125
E27

220-240V ~50/60Hz
Leistung: 7,5W
Material: Glas
Ø: 12.5 cm L: 17.8 cm

Lichtstrom	800lm
Lampenstrom	0.038A
Farbwiedergabeindex	93
Leistung	7,5W
Energieverbrauch/1000h	8kWh

Variante	Art.Nr.	EUR
○ transparent		
2700K	1005310	18,50



TRANSFORMATOR
TENSEO | 278TRANSFOR-
MATOR | 278DALI I
NTERFACE | 278

KONVERTER | 278

DALI UNIVERSAL
DIMMER | 279DALI
CONTROLLER | 279

CONTROLLER | 279

LED NETZTEIL | 279,
280, 281LED NETZTEIL
DIMMBAR | 281, 282LED TREIBER | 280,
282, 285, 286, 287LED TREIBER
DIMMBAR | 281, 282,
283, 284, 285

RF-MODUL | 284, 285



DECKENHAKEN | 288



KABELKLEMMME | 288

GLENOS® DECKEN-
ROSETTE | 288

TEXTILKABEL | 288



KABEL 3-POLIG | 288

DRAHTSEIL-
ABHÄNGUNG | 288STOPPER FÜR
DRAHTSEIL | 289KABELVER-
LÄNGERUNG | 289

STECKERLEISTE | 289

DOPPELSEITIGES
KLEBEBAND | 289GU10 LED CONNec-
TION BOX | 290GU10 CONNECTION
BOX | 290

GU10 FASSUNG | 290

VERBINDUNGS-
BOX | 291T-VERBINDER-
BOX | 291CONNECTION
BOX | 291

TRANSFORMATOR TENSEO 12V AC | 50VA konventionell



220-240V ~50/60Hz
H: 11 cm
Ø: 11.1 cm
Material: Stahl / Messing

Ausgangsspannung	12V AC
Leistung bis	60W
Temperaturschutz	130°C
Anzahl Sekundärausgänge	1

Variante	Art.Nr.	EUR
● schwarz	1002691	111,00
○ weiß	1002692	111,00
● chrom	1002693	115,00

TRANSFORMATOR TENSEO 12V AC | 105VA konventionell



220-240V ~50/60Hz
H: 11 cm
Ø: 11.1 cm
Material: Messing / Glas

Ausgangsspannung	12V AC
Leistung bis	105W
Temperaturschutz	130°C
Anzahl Sekundärausgänge	1

Variante	Art.Nr.	EUR
○ weiß	138981	135,00
● chrom	138982	147,00

TRANSFORMATOR TENSEO 12V AC | 210VA konventionell



220-240V ~50/60Hz
H: 11 cm
Ø: 13.5 cm
Material: Stahl / Messing

Ausgangsspannung	12V AC
Leistung bis	210W
Temperaturschutz	130°C
Anzahl Sekundärausgänge	1

Variante	Art.Nr.	EUR
○ weiß	138991	204,00
● chrom	138992	213,00

TRANSFORMATOR 60VA | 12V AC



230V ~50Hz
L: 10.5 cm B: 3.3 cm H: 2.2 cm
Material: Polycarbonat (PC)

Ausgangsspannung	12V AC
Leistung von	10W
Leistung bis	60W
Leistungsfaktor Betriebsgerät	0.98
Temperaturschutz	110°C
Anzahl Sekundärausgänge	1

Variante	Art.Nr.	EUR
○ weiß	461060	28,00

DALI INTERFACE 1-10V + on/off



250V AC
L: 5.85 cm B: 3.25 cm H: 1.5 cm
Material: Kunststoff

- Zum Ansteuern von elektronischen Vorschaltgeräten mit 1-10V Steuereingang
- Galvanische Trennung von DALI-Eingang und 1-10V Ausgang

Ausgangsspannung	250V AC
Leistung bis	1000W

Variante	Art.Nr.	EUR
● grau	1002218	269,00

KONVERTER Phase dim -> DALI



100-240V ~50/60Hz
L: 4.6 cm B: 4.5 cm H: 2 cm
Material: Polycarbonat (PC)

Ausgangsspannung	100-240V AC
Leistung von	0W
Leistung bis	200W

Variante	Art.Nr.	EUR
○ weiß	1006452	79,00



DALI UNIVERSAL DIMMER 10-300W




230V AC
L: 12.02 cm B: 3.02 cm H: 2.16 cm
Material: Kunststoff

- Geeignet für R. L. C-Last dank automatischer Lasterkennung.
DALI Stromaufnahme: 6mA

Ausgangsspannung	230V AC
Leistung von	10W
Leistung bis	300W

Variante	Art.Nr.	EUR
● grau	1002221	359,00

DALI CONTROLLER 24V DC



10V-24V DC
L: 11.6 cm B: 4.2 cm H: 1.8 cm
Material: Polycarbonat (PC)

Ausgangsspannung	10-24V DC
Anzahl Sekundärausgänge	1

Variante	Art.Nr.	EUR
○ weiß / grau	1003106	64,00

CONTROLLER LED Stip CCT / RGBW



NEW



12V/24V DC
L: 14.5 cm B: 4.65 cm H: 1.6 cm
Material: Polycarbonat (PC)

Ausgangsspannung	12-24V DC
Leistung von	48W
Leistung bis	96W
Temperaturschutz	100°C

Variante	Art.Nr.	EUR
○ weiß	1006348	80,00

LED NETZTEIL 15W | 12V



200-240V ~50/60Hz
H: 2.5 cm
Ø: 5.5 cm
Material: Polycarbonat (PC)

Ausgangsspannung	12V DC
Leistung von	0W
Leistung bis	15W
Leistungsfaktor Betriebsgerät	0.9
Temperaturschutz	110°C
Anzahl Sekundärausgänge	1

Variante	Art.Nr.	EUR
○ weiß	1005444	29,50

LED NETZTEIL 15W | 24V



200-240V ~50/60Hz
H: 2.2 cm
Ø: 5.5 cm
Material: Polycarbonat (PC)

Ausgangsspannung	24V DC
Leistung von	0W
Leistung bis	15W
Leistungsfaktor Betriebsgerät	0.9
Temperaturschutz	110°C
Anzahl Sekundärausgänge	1

Variante	Art.Nr.	EUR
○ weiß	1005445	29,50

LED NETZTEIL 20W | 12/24V



220-240V ~50/60Hz
L: 11.5 cm B: 4.1 cm H: 2.5 cm
Material: Polycarbonat (PC)

Ausgangsspannung	12/24V DC
Leistung von	0W
Leistung bis	18W/20W
Leistungsfaktor Betriebsgerät	0.95
Temperaturschutz	110°C
Anzahl Sekundärausgänge	1

Variante	Art.Nr.	EUR
○ weiß	1005381	39,50

LED TREIBER
30W | 24V DC inkl. Zugentlastung



220-240V ~50/60Hz
L: 30 cm B: 3 cm H: 1.6 cm
Material: Polycarbonat (PC)

Ausgangsspannung	24V DC
Leistung von	0W
Leistung bis	30W
Leistungsfaktor Betriebsgerät	0.95
Temperaturschutz	110°C
Anzahl Sekundärausgänge	1

Variante	Art.Nr.	EUR
<input type="radio"/> weiß	1007250	50,00

LED TREIBER
100W | 24V DC inkl. Zugentlastung



220-240V ~50/60Hz
L: 35 cm B: 3 cm H: 1.8 cm
Material: Polycarbonat (PC)

Ausgangsspannung	24V DC
Leistung von	0W
Leistung bis	100W
Leistungsfaktor Betriebsgerät	0.95
Temperaturschutz	110°C
Anzahl Sekundärausgänge	1

Variante	Art.Nr.	EUR
<input type="radio"/> weiß	1007251	80,00

LED TREIBER
150W | 24V DC inkl. Zugentlastung



220-240V ~50/60Hz
L: 35 cm B: 3 cm H: 1.8 cm
Material: Polycarbonat (PC)

Ausgangsspannung	24V DC
Leistung von	0W
Leistung bis	150W
Leistungsfaktor Betriebsgerät	0.95
Temperaturschutz	110°C
Anzahl Sekundärausgänge	1

Variante	Art.Nr.	EUR
<input type="radio"/> weiß	1007252	100,00

LED TREIBER
250W | 24V DC inkl. Zugentlastung




220-240V ~50/60Hz
L: 40 cm B: 4 cm H: 2.2 cm
Material: Polycarbonat (PC)

Ausgangsspannung	24V DC
Leistung von	0W
Leistung bis	250W
Leistungsfaktor Betriebsgerät	0.95
Temperaturschutz	110°C
Anzahl Sekundärausgänge	1

Variante	Art.Nr.	EUR
<input type="radio"/> weiß	1007253	120,00

LED NETZTEIL
25W | 24V




220-240V ~50/60Hz
L: 12.8 cm B: 5.2 cm H: 3 cm
Material: Polycarbonat (PC) / Polycarbonat (PC)

Ausgangsspannung	24V DC
Leistung von	9.6W
Leistung bis	25W
Leistungsfaktor Betriebsgerät	0.95
Temperaturschutz	110°C
Anzahl Sekundärausgänge	1

Variante	Art.Nr.	EUR
<input type="radio"/> weiß / grau	1006336	35,00

LED NETZTEIL
50W | 24V



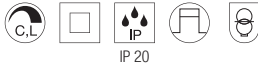
220-240V ~50/60Hz
L: 18.4 cm B: 6.1 cm H: 3.2 cm
Material: Polycarbonat (PC) / Polycarbonat (PC)

Ausgangsspannung	24V DC
Leistung von	12W
Leistung bis	50W
Leistungsfaktor Betriebsgerät	0.95
Temperaturschutz	110°C
Anzahl Sekundärausgänge	1

Variante	Art.Nr.	EUR
<input type="radio"/> weiß / blau	1003104	49,50



LED NETZTEIL 100W | 24V DC



220-240V ~50/60Hz
L: 21 cm B: 6.7 cm H: 3.4 cm
Material: Polycarbonat (PC) / Polycarbonat (PC)

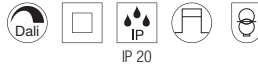
Ausgangsspannung	24V DC
Leistung von	33W
Leistung bis	100W
Leistungsfaktor Betriebsgerät	0.95
Temperaturschutz	110°C
Anzahl Sekundärausgänge	1

Variante	Art.Nr.	EUR
<input checked="" type="radio"/> weiß / blau	1003105	121,00

LED TREIBER 30W | 24V DC DALI dimmbar inkl. Zugentlastung



NEW



220-240V ~50/60Hz
L: 30 cm B: 3 cm H: 1.6 cm
Material: Polycarbonat (PC)

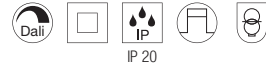
Ausgangsspannung	24V DC
Leistung von	12W
Leistung bis	30W
Leistungsfaktor Betriebsgerät	0.95
Temperaturschutz	110°C
Anzahl Sekundärausgänge	1

Variante	Art.Nr.	EUR
<input type="radio"/> weiß	1007254	60,00

LED TREIBER 100W | 24V DC DALI dimmbar inkl. Zugentlastung



NEW



220-240V ~50/60Hz
L: 35 cm B: 3 cm H: 1.8 cm
Material: Polycarbonat (PC)


Ausgangsspannung	24V DC
Leistung von	30W
Leistung bis	100W
Leistungsfaktor Betriebsgerät	0.95
Temperaturschutz	110°C
Anzahl Sekundärausgänge	1

Variante	Art.Nr.	EUR
<input type="radio"/> weiß	1007255	110,00

LED TREIBER 150W | 24V DC DALI dimmbar inkl. Zugentlastung



NEW



220-240V ~50/60Hz
L: 35 cm B: 3 cm H: 1.8 cm
Material: Polycarbonat (PC)

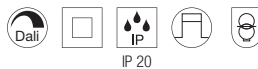
Ausgangsspannung	24V DC
Leistung von	45W
Leistung bis	150W
Leistungsfaktor Betriebsgerät	0.95
Temperaturschutz	110°C
Anzahl Sekundärausgänge	1

Variante	Art.Nr.	EUR
<input type="radio"/> weiß	1007256	140,00

LED TREIBER 250W | 24V DC DALI dimmbar inkl. Zugentlastung



NEW

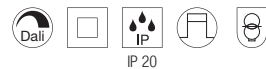


220-240V ~50/60Hz
L: 40 cm B: 4 cm H: 2.2 cm
Material: Polycarbonat (PC)

Ausgangsspannung	24V DC
Leistung von	75W
Leistung bis	250W
Leistungsfaktor Betriebsgerät	0.95
Temperaturschutz	110°C
Anzahl Sekundärausgänge	1

Variante	Art.Nr.	EUR
<input type="radio"/> weiß	1007257	160,00

LED NETZTEIL 60W | DALI, 24V, 2 Kanal DALI dimmbar




220-240V ~50/60Hz
L: 20.2 cm B: 5.8 cm H: 3 cm
Material: Polycarbonat (PC)

Ausgangsspannung	24V DC
Leistung von	5W
Leistung bis	60W
Leistungsfaktor Betriebsgerät	0.95
Temperaturschutz	110°C
Anzahl Sekundärausgänge	2

Variante	Art.Nr.	EUR
<input type="radio"/> weiß	1006133	153,00

LED NETZTEIL
100W | 24V |
2 Kanal DALI dimmbar




220-240V ~50/60Hz
L: 34.7 cm B: 4 cm H: 2.2 cm
Material: Polycarbonat (PC)

Leistung von	5W
Leistung bis	100W
Leistungsfaktor Betriebsgerät	0.95
Temperaturschutz	110°C
Anzahl Sekundärausgänge	2

Variante	Art.Nr.	EUR
<input type="radio"/> weiß	1006134	184,00

LED TREIBER
10W | 200mA | dimmbar
inkl. Zugentlastung



220-240V ~50/60Hz
L: 8.5 cm B: 4.1 cm H: 2.2 cm
Material: Polycarbonat (PC)

Ausgangsspannung	30-42V DC
Leistung von	6W
Leistung bis	8.4W
Leistungsfaktor Betriebsgerät	0.9
Temperaturschutz	110°C
Anzahl Sekundärausgänge	1

Variante	Art.Nr.	EUR
<input type="radio"/> weiß	1007215	35,00

LED TREIBER
6W | 350mA | dimmbar



220-240V ~50/60Hz
L: 6.3 cm B: 4 cm H: 2.3 cm
Material: Polycarbonat (PC)

Ausgangsspannung	10-17V DC
Leistung von	3.5W
Leistung bis	5.9W
Leistungsfaktor Betriebsgerät	0.9
Temperaturschutz	110°C
Anzahl Sekundärausgänge	1

Variante	Art.Nr.	EUR
<input type="radio"/> weiß	1002791	28,50

LED TREIBER
20W | 350mA | dimmbar



220-240V 0/~50/60Hz
L: 11.6 cm B: 4.1 cm H: 2.5 cm
Material: Polycarbonat (PC)

Ausgangsspannung	28-50V DC
Leistung von	9.8W
Leistung bis	17.5W
Leistungsfaktor Betriebsgerät	0.95
Temperaturschutz	110°C
Anzahl Sekundärausgänge	1

Variante	Art.Nr.	EUR
<input type="radio"/> weiß	1007228	40,00

LED TREIBER
20W | 350mA/500mA | PHASE




220-240V 0/~50/60Hz
L: 11.6 cm B: 4.1 cm H: 2.5 cm
Material: Polycarbonat (PC)

Ausgangsspannung	10-30V DC
Leistung von	3.5W
Leistung bis	15W
Leistungsfaktor Betriebsgerät	0.95
Temperaturschutz	110°C
Anzahl Sekundärausgänge	1

Variante	Art.Nr.	EUR
<input type="radio"/> weiß	1007227	40,00

LED TREIBER
700mA | PHASE



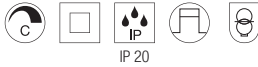
220-240V ~50/60Hz
L: 8.5 cm B: 4.1 cm H: 2.2 cm
Material: Polycarbonat (PC)

Ausgangsspannung	8.6-12.9V DC
Leistung von	6W
Leistung bis	9W
Leistungsfaktor Betriebsgerät	0.9
Temperaturschutz	110°C
Anzahl Sekundärausgänge	1

Variante	Art.Nr.	EUR
<input type="radio"/> weiß	1007213	35,00



LED TREIBER
20W | 700mA | dimmbar

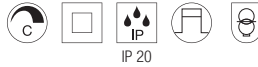


200-240V ~50/60Hz
L: 11.5 cm B: 4.1 cm H: 2.5 cm
Material: Polycarbonat (PC)

Ausgangsspannung	18-26V DC
Leistung von	12.6W
Leistung bis	18.2W
Leistungsfaktor Betriebsgerät	0.9
Temperaturschutz	110°C
Anzahl Sekundärausgänge	1

Variante	Art.Nr.	EUR
<input type="radio"/> weiß	1006202	34,00

LED TREIBER
40W | 700mA | dimmbar

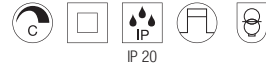


200-240V ~50/60Hz
L: 14.5 cm B: 4 cm H: 3 cm
Material: Polycarbonat (PC)

Ausgangsspannung	32-54V DC
Leistung von	22.4W
Leistung bis	37.8W
Leistungsfaktor Betriebsgerät	0.9
Temperaturschutz	110°C
Anzahl Sekundärausgänge	1

Variante	Art.Nr.	EUR
<input type="radio"/> weiß	1005446	45,00

LED TREIBER
40W | 1050mA | dimmbar




220-240V ~50/60Hz
L: 16.6 cm B: 5.2 cm H: 2.4 cm
Material: Polycarbonat (PC)

Ausgangsspannung	22-43V DC
Leistung von	23W
Leistung bis	45W
Leistungsfaktor Betriebsgerät	0.95
Temperaturschutz	110°C
Anzahl Sekundärausgänge	1

Variante	Art.Nr.	EUR
<input type="radio"/> weiß	464804	57,00

LED TREIBER
40W | 1000mA | dimmbar

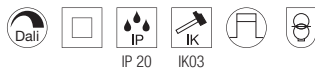


220-240V ~50/60Hz
L: 14.5 cm B: 4 cm H: 3 cm
Material: Polycarbonat (PC)

Ausgangsspannung	25-40V DC
Leistung von	26.3W
Leistung bis	42W
Leistungsfaktor Betriebsgerät	0.9
Temperaturschutz	110°C
Anzahl Sekundärausgänge	1

Variante	Art.Nr.	EUR
<input type="radio"/> weiß	1005387	57,00

LED TREIBER
25W | 150-700mA | DALI dimmbar

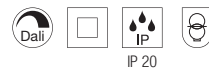


220-240V 0/~50/60Hz
L: 11.9 cm B: 5.2 cm H: 2.25 cm
Material: Polycarbonat (PC)

Ausgangsspannung	2-50V DC
Leistung von	0.3W
Leistung bis	25W
Leistungsfaktor Betriebsgerät	0.95
Temperaturschutz	110°C
Anzahl Sekundärausgänge	1

Variante	Art.Nr.	EUR
<input type="radio"/> weiß	1007229	70,00

LED TREIBER
25W | 150-300mA | DALI dimmbar



220-240V ~50/60Hz
L: 14.18 cm B: 4.38 cm H: 3 cm
Material: Polycarbonat (PC)

Ausgangsspannung	10-40V DC
Leistung von	1.5W
Leistung bis	12W
Leistungsfaktor Betriebsgerät	0.9
Temperaturschutz	110°C
Anzahl Sekundärausgänge	1

Variante	Art.Nr.	EUR
<input type="radio"/> weiß	1006456	85,00

RF-MODUL für DALI Treiber



NEW



L: 4.3 cm B: 3.1 cm H: 1.2 cm
Material: Polycarbonat (PC)

- Zigbee 3.0 Single Color

RF-MODUL für DALI Treiber



NEW

L: 4.3 cm B: 3.1 cm H: 1.2 cm
Material: Polycarbonat (PC)

- Casambi

LED TREIBER 12W | 250mA DALI dimmbar mit RF-Schnittstelle



NEW



220-240V ~50/60Hz
L: 14.18 cm B: 4.38 cm H: 3 cm
Material: Polycarbonat (PC)

Ausgangsspannung	10-40V DC
Leistung von	1.5W
Leistung bis	12W
Leistungsfaktor Betriebsgerät	0.9
Temperaturschutz	110°C
Anzahl Sekundärausgänge	1

Variante	Art.Nr.	EUR
<input type="radio"/> weiß	1006199	38,00

Variante	Art.Nr.	EUR
<input type="radio"/> weiß	1006454	129,00

Variante	Art.Nr.	EUR
<input type="radio"/> weiß	1006194	85,00

LED TREIBER 40W | 500mA DALI dimmbar mit RF-Schnittstelle



NEW



220-240V ~50/60Hz
L: 12.3 cm B: 7.9 cm H: 3 cm
Material: Polycarbonat (PC)

Ausgangsspannung	10-42V DC
Leistung von	5W
Leistung bis	42W
Leistungsfaktor Betriebsgerät	0.95
Temperaturschutz	110°C
Anzahl Sekundärausgänge	1

Variante	Art.Nr.	EUR
<input type="radio"/> weiß	1006195	100,00

LED TREIBER 40W | 700mA DALI dimmbar mit RF-Schnittstelle



NEW



220-240V ~50/60Hz
L: 12.3 cm B: 7.9 cm H: 3 cm
Material: Polycarbonat (PC)

Ausgangsspannung	10-42V DC
Leistung von	5W
Leistung bis	42W
Leistungsfaktor Betriebsgerät	0.95
Temperaturschutz	110°C
Anzahl Sekundärausgänge	1

Variante	Art.Nr.	EUR
<input type="radio"/> weiß	1006196	100,00

LED TREIBER 40W | 1050mA DALI dimmbar mit RF-Schnittstelle



NEW




220-240V ~50/60Hz
L: 12.3 cm B: 7.9 cm H: 3 cm
Material: Polycarbonat (PC)

Ausgangsspannung	10-40V DC
Leistung von	5W
Leistung bis	42W
Leistungsfaktor Betriebsgerät	0.95
Temperaturschutz	110°C
Anzahl Sekundärausgänge	1

Variante	Art.Nr.	EUR
<input type="radio"/> weiß	1006197	100,00



LED TREIBER
20W | 250-700mA
1-10V/DALI dimmbar




220-240V ~50/60Hz
L: 15 cm B: 5.2 cm H: 2.8 cm
Material: Polycarbonat (PC)

Ausgangsspannung	6-60V DC
Leistung von	1.5W
Leistung bis	20W
Leistungsfaktor Betriebsgerät	0.9
Temperaturschutz	110°C
Anzahl Sekundärausgänge	1

Variante	Art.Nr.	EUR
<input type="radio"/> weiß	1002423	85,00

LED TREIBER
40W | 500-1050mA
1-10V/DALI dimmbar




220-240V ~50/60Hz
L: 12.3 cm B: 7.9 cm H: 2.4 cm
Material: Polycarbonat (PC)

Ausgangsspannung	9-58V DC
Leistung von	4.5W
Leistung bis	40W
Leistungsfaktor Betriebsgerät	0.9
Temperaturschutz	110°C
Anzahl Sekundärausgänge	1

Variante	Art.Nr.	EUR
<input type="radio"/> weiß	1002424	90,00

LED TREIBER
50W | 700-1500mA
1-10V/DALI dimmbar




220-240V ~50/60Hz
L: 12.3 cm B: 7.9 cm H: 2.4 cm
Material: Polycarbonat (PC)

Ausgangsspannung	6-58V DC
Leistung von	4.2W
Leistung bis	50W
Leistungsfaktor Betriebsgerät	0.9
Temperaturschutz	110°C
Anzahl Sekundärausgänge	1

Variante	Art.Nr.	EUR
<input type="radio"/> weiß	1002425	96,00

LED TREIBER
40W | 1050mA DALI CCT tunable



220-240V ~50/60Hz
L: 12.3 cm B: 7.9 cm H: 3 cm
Material: Polycarbonat (PC)

Ausgangsspannung	10-40V DC
Leistung von	5W
Leistung bis	42W
Leistungsfaktor Betriebsgerät	0.9
Temperaturschutz	110°C
Anzahl Sekundärausgänge	7

Variante	Art.Nr.	EUR
<input type="radio"/> weiß	1006198	155,00

RF-MODUL
für DALI Treiber



L: 4.3 cm B: 3.1 cm H: 1.2 cm
Material: Polycarbonat (PC)

- Zigbee 3.0 Dual Color

Variante	Art.Nr.	EUR
<input type="radio"/> weiß	1006455	38,00

LED TREIBER
10W | 250mA



220-240V ~50/60Hz
L: 6.5 cm B: 3.9 cm H: 2 cm
Material: Polycarbonat (PC)

Ausgangsspannung	26-40V DC
Leistung von	6.5W
Leistung bis	10W
Leistungsfaktor Betriebsgerät	0.9
Temperaturschutz	110°C
Anzahl Sekundärausgänge	1

Variante	Art.Nr.	EUR
<input type="radio"/> weiß	1004780	26,00

LED TREIBER
3W | 350mA

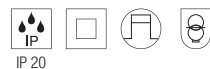


100-240V ~50/60Hz
L: 6.5 cm B: 2.9 cm H: 1.8 cm
Material: Polycarbonat (PC)

Ausgangsspannung	2,7-10V DC
Leistung von	1W
Leistung bis	3,5W
Leistungsfaktor Betriebsgerät	0.4
Temperaturschutz	110°C
Anzahl Sekundärausgänge	1

Variante	Art.Nr.	EUR
<input type="radio"/> weiß	1005248	15,00

LED TREIBER
3W | 350mA inkl. AMP Buchse



100-240V ~50/60Hz
L: 6.5 cm B: 2.9 cm H: 1.8 cm
Material: Polycarbonat (PC)

Ausgangsspannung	2,7-10V DC
Leistung von	1W
Leistung bis	3,5W
Leistungsfaktor Betriebsgerät	0.4
Temperaturschutz	110°C
Anzahl Sekundärausgänge	1

Variante	Art.Nr.	EUR
<input type="radio"/> weiß	1007270	19,80

LED TREIBER
20W | 350mA



220-240V 0/~50/60Hz
L: 11.6 cm B: 4.1 cm H: 2.5 cm
Material: Polycarbonat (PC)

Ausgangsspannung	2-54V DC
Leistung von	0.7W
Leistung bis	19W
Leistungsfaktor Betriebsgerät	0.95
Temperaturschutz	110°C
Anzahl Sekundärausgänge	1

Variante	Art.Nr.	EUR
<input type="radio"/> weiß	1007225	30,00

LED TREIBER
21W | 500mA inkl. Zugentlastung

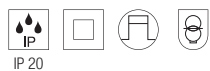


220-240V 0/~50/60Hz
L: 11.6 cm B: 4.1 cm H: 2.5 cm
Material: Polycarbonat (PC)

Ausgangsspannung	2-42V DC
Leistung von	1W
Leistung bis	21W
Leistungsfaktor Betriebsgerät	0.95
Temperaturschutz	110°C
Anzahl Sekundärausgänge	1

Variante	Art.Nr.	EUR
<input type="radio"/> weiß	1007226	30,00

LED TREIBER
3W | 700mA inkl. Zugentlastung



100-240V ~50/60Hz
L: 6.5 cm B: 2.9 cm H: 1.8 cm
Material: Polycarbonat (PC)

Ausgangsspannung	2,7-4V DC
Leistung von	1.9W
Leistung bis	2.8W
Leistungsfaktor Betriebsgerät	0.4
Temperaturschutz	110°C
Anzahl Sekundärausgänge	1

Variante	Art.Nr.	EUR
<input type="radio"/> weiß	1007216	23,00

LED TREIBER
30W | 700mA



220-240V ~50/60Hz
L: 14.7 cm B: 4.3 cm H: 3 cm
Material: Polycarbonat (PC)

Ausgangsspannung	30-42V DC
Leistung von	21W
Leistung bis	29,5W
Leistungsfaktor Betriebsgerät	0.9
Temperaturschutz	110°C
Anzahl Sekundärausgänge	1

Variante	Art.Nr.	EUR
<input type="radio"/> weiß	1004781	30,75



LED TREIBER

40W | 1050mA



220-240V ~50/60Hz
L: 14.7 cm B: 4.3 cm H: 3 cm
Material: Polycarbonat (PC)

Ausgangsspannung	30-42V DC
Leistung von	31.5W
Leistung bis	44W
Leistungsfaktor Betriebsgerät	0.9
Temperaturschutz	110°C
Anzahl Sekundärausgänge	1

Variante	Art.Nr.	EUR
<input type="radio"/> weiß	1004782	36,00

LED TREIBER

40W | 700/900/1000mA



120-277V ~50/60Hz
L: 12.3 cm B: 7.9 cm H: 3 cm
Material: Polycarbonat (PC)

Ausgangsspannung	28-52V DC
Leistung von	19.6W
Leistung bis	40W
Leistungsfaktor Betriebsgerät	0.9
Temperaturschutz	110°C
Anzahl Sekundärausgänge	3

Variante	Art.Nr.	EUR
<input type="radio"/> weiß	1006120	57,00



DECKENHAKEN



L: 4.6 cm
 Ø: 1.8 cm
 Material: Aluminium

Variante	Art.Nr.	EUR
● schwarz	132670	19,20
○ weiß	132671	19,20

KABELKLEMME



L: 3.1 cm
 Ø: 1.4 cm
 Material: Aluminium

Variante	Art.Nr.	EUR
● schwarz	132680	12,50
○ weiß	132681	12,50

GLENOS® Deckenrosette



220-240V ~50/60Hz
 L: 8.5 cm B: 8.5 cm H: 2.7 cm
 Material: Aluminium

Nennspannung	220-240V ~50/60Hz
Strombelastung max.	8.5A

Variante	Art.Nr.	EUR
● schwarz	210060	32,00
○ weiß	210061	32,00
● grau	210064	32,00

TEXTILKABEL 3-polig, 10 m



L: 1000 cm
 Ø: 0.6 cm
 Material: Polyvinylchlorid (PVC) / Textil

Spannung max. 300V ACV

Variante	Art.Nr.	EUR
● schwarz	961270	62,00

KABEL 3-polig, 3 x 0,75 mm², 10 m



L: 1000 cm

Spannung max. 300V ACV

Variante	Art.Nr.	EUR
○ transparent	961250	27,25

DRAHTSEILABHÄNGUNG



L: 500 cm
 Ø: 0.15 cm
 Material: Stahl / Kunststoff

Variante	Art.Nr.	EUR
○ silber	961037	20,50

STOPPER FÜR DRAHTSEIL



IP 20

Ø: 0.7 cm
Material: Stahl

KABELVERLÄNGERUNG



IP 20

L: 100 cm
Material: Kunststoff

- Mit AMP Stecker und Kupplung

Strombelastung max. 0.35A

Variante	Art.Nr.	EUR
● grau	961034	29,00

Variante	Art.Nr.	EUR
○ weiß	111861	7,75

STECKERLEISTE
3 Ausgänge

IP 20

L: 5.2 cm B: 1.4 cm H: 1.3 cm
Material: Kunststoff

Strombelastung max. 0.35A

Variante	Art.Nr.	EUR
● schwarz	111850	13,40

DOPPELSEITIGES
KLEBEBAND


L: 300 cm B: 0.9 cm

Variante	Art.Nr.	EUR
○ transparent	220000	15,00



1000735 699

GU10 LED CONNECTION BOX mit Sockel, max. 10W



L: 3.8 cm B: 3.1 cm H: 1.7 cm
Material: Kunststoff

GU10 CONNECTION BOX mit Sockel, universal



220-240V ~50/60Hz
L: 2.8 cm B: 2.8 cm H: 3.7 cm
Material: Keramik / Kunststoff

- Kabellänge 15 cm

GU10 FASSUNG



230V ~50Hz
H: 1.6 cm
Ø: 2.8 cm
Material: Keramik

- Kabellänge 15 cm

Nennspannung 230V ~50Hz

Variante	Art.Nr.	EUR
● schwarz	1007283	6,00

Variante	Art.Nr.	EUR
● weiß / schwarz	1000909	7,75

Variante	Art.Nr.	EUR
○ weiß	955135	2,05



VERBINDUNGSBOX IP68, 3-polig



IP 68

230V ~50Hz
L: 11.5 cm
Ø: 2.7 cm
Material: Polyamid (PA)

Nennspannung	230V ~50Hz
Spannung max.	450V ACV
Strombelastung max.	17.5A

Variante	Art.Nr.	EUR
● schwarz	228730	23,00

T-VERBINDERBOX IP68, 3-polig



IP 68

230V ~50Hz
L: 11 cm B: 6.4 cm H: 3 cm
Material: Polyamid (PA)

Nennspannung	230V ~50Hz
Spannung max.	500V DCV
Strombelastung max.	17.5A

Variante	Art.Nr.	EUR
● schwarz	228726	36,00

VERBINDUNGSBOX IP68, 5-polig



IP 68

230V ~50Hz
L: 13 cm
Ø: 3.2 cm
Material: Polyamid (PA)

Nennspannung	230V ~50Hz
Spannung max.	450V ACV
Strombelastung max.	32A

Variante	Art.Nr.	EUR
● schwarz	228725	17,90

CONNECTION BOX IP68, 5-polig, DALI



NEW



IP 68

450V
L: 18 cm B: 6.3 cm H: 3.3 cm
Material: Polyamid 66 (PA 66)

Nennspannung	450V
Strombelastung max.	16A

Variante	Art.Nr.	EUR
● schwarz	1006453	35,00

SYMBOLERKLÄRUNG



Empfehlungen

Zeigt Zubehör- und Leuchtmittelpfehlungen der jeweiligen Produkte



Netzkabellänge in cm
Zuleitungslänge in cm (bei offenem Kabelende)

MIX
match

Mix & Match

Kennzeichnet individuell kombinierbare Produkte



Form der Einbauöffnung

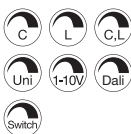


Energieeffizienzklasse

„Diese Leuchte ist geeignet für Leuchtmittel der Energieeffizienzklassen ...“



Angabe der Einbautiefe



Dimmbar mit:

- **C** = Phasenabschnittsdimmer
- **L** = Phasenanschnittsdimmer
- **Uni** = Universaldimmer
- **1-10 V**
- **Dali** = Dali Bussystem
- **Switch** = Schalter/Taster bzw. Touch Control an der Leuchte



Überfahrbarkeit des Produktes gegeben



Schutzklassen

- Schutzklasse I / Schutzleiter
- Schutzklasse II / Schutz durch doppelte oder verstärktsolierung
- Schutzklasse III / Schutz durch Kleinspannung



Gewichtsbelastbarkeit des Produkts bis zum angegebenen Wert in Tonnen. Messungen basieren auf Betoneinbau.



Erlaubt die Montage eines elektrischen Betriebsgeräts auf Werkstoffen, deren Entflammverhalten nicht bekannt ist.



IP-Schutzart:

Gibt die Eignung elektrischer Betriebsmittel für verschiedene Umgebungsbedingungen an.



Durchverdrahtung möglich



Unabhängiger Konverter:
Betriebsgerät auch zur Verwendung außerhalb von Leuchten



IK-Stoßfestigkeitsgrad :

Der IK-Stoßfestigkeitsgrad ist ein Maß für die Widerstandsfähigkeit von Gehäusen elektrischer Betriebsmittel gegen mechanische Beanspruchung, insbesondere Stoßbeanspruchung.



Kurzschlussfestes Sicherheitsbetriebsgerät



Einsatz ausschließlich für Innenräume
Ungeeignet für die Anwendung in Innenräumen



Halbstrahlwinkel:

Beschreibt den Ausstrahlungswinkel in Grad. Je kleiner der Winkel desto stärker wird das Licht gebündelt.



Connected Lighting:
Kennzeichnet smarte Produkte, die folgende Protokolle verwenden:
• Zigbee®
• DALI
• Bluetooth



Dreh- und Schwenkbarkeit in Grad:

- Drehbereich
- Schwenkbereich
- Kardanisch



CCT-Schalter:
Mittels eingebautem CCT-Schalter kann die Lichtfarbe bei der Installation von 2700K, 3000K, 4000K auf 6500K gewechselt werden.

UGR

Unified Glare Rating:

Je niedriger der UGR-Wert, desto geringer die psychologische Blendung.



Kennzeichnet Leuchten mit RGB+W und RGB (Rot-Grün-Blau + Weiß und Rot-Grün-Blau)



Lichtstromerhalt:

Beschreibt, um wie viel der Lichtstrom einer LED im angegebenen Zeitraum abnimmt.



Dim-to-Warm:
Durch das Dimmen verändert sich die Lichtfarbe von kaltweiß zu warmweiß.



Pendelkabelänge in cm



- Produkte mit eingebauten LEDs
- Produkte mit Lampenfassung

KS Profishop für SLV Leuchten



Link zum KS Profishop für SLV Leuchten unter www.profishop.online

Ihre Business-Vorteile im SLV Profishop erleichtern Ihnen die tägliche Arbeit.

Nutzen Sie unseren SLV Profishop unter www.profishop.online und profitieren Sie von folgenden Vorteilen und Funktionen:

- Aktuelle Sonderangebote und Neuheiten
- Onlineprüfung der Warenverfügbarkeit
- Alle SLV Ersatzteile bequem finden und bestellen
- Schnellbestellformular zur schnellen Erfassung Ihres Auftrages
- Alle SLV Kataloge zum Downloaden oder als Online-Blätterkatalog mit Produktlinks
- Ausschreibungstexte, Lichtverteilungskurven/LDT-Plugins und Schnellrechentabellen
- Einfache Produktsuche durch detaillierte Filterfunktionen
- Konfiguratoren für Leuchtensysteme
- Anzeige Ihrer individuellen Einkaufskonditionen, Liefer- und Zahlungsbedingungen
- Dropshipping-Lieferung direkt an Ihre Kunden (Erfassung der Lieferadressen online möglich)
- Passende Produktempfehlungen für Leuchtmittel, Zubehör, Treiber, EVGs u. ä.
- Anzeige von Alternativprodukten und Produktfamilien/Varianten
- Onlinechat mit unseren Beratern für Ihre Fragen
- Online-Archiv Ihrer bereits getätigten Onlinebestellungen
- Restpostenangebote zu Tiefstpreisen

Vertrauliche Kundeninformationen:

Ihre Bestellung im SLV Profishop wird durch KS Licht- u. Elektrotechnik GmbH abgewickelt.

Alle Preise verstehen sich zuzüglich der gesetzlichen Mehrwertsteuer von zurzeit 19%.

Die angeführten Verkaufspreise sind Preisempfehlungen. Die Euro-Preise dienen als Kalkulationshilfe für den Fachhandel. Mit Erscheinen dieser Preisliste sind die Preise in allen bisher erschienenen Preislisten ungültig.

Unsere Leuchtenpreise verstehen sich grundsätzlich ohne Leuchtmittel es sei denn, die Produktbeschreibung weist auf die Lieferung incl. Leuchtmittel hin. Bestückungsangaben (Lampenleistung) beziehen sich auf Maximalwerte.

Die in diesem Katalog enthaltenen Abbildungen und Angaben dienen nur der Veranschaulichung und sind unverbindlich in Farbe, Form, Ausführung und technischen Daten.

Der Versand erfolgt generell unfrei ab Werk.

Sonderanfertigungen jeglicher Art, auf Kundenwunsch zusammengesetzte Komponenten unseres Lieferprogramms sowie Lampen sind vom Umtausch ausgeschlossen. Bei Bestellungen unter einem Bestellwert von 70,00 € wird ein Mindermengenzuschlag von 8,00 € berechnet.

Bei der Bestellung geben Sie bitte stets die Artikelnummer sowie Farbe und Stückzahl an. Dies erspart Rückfragen und Fehler.

Für eilige Bestellungen bieten wir Ihnen, Warenverfügbarkeit im Lager vorausgesetzt und Auftragseingang bis gegen 12.00 Uhr, folgende Lieferarten an:

- Over-Night-Lieferung bis 10.30 Uhr oder 12.00 Uhr in Deutschland mittels Express-Versand
- Lieferung am gleichen Tag mittels Direktfahrt zum Bestimmungsort

Über die Kosten geben wir Ihnen gerne im Einzelfall Auskunft.

Öffnungszeiten:

Montag - Donnerstag durchgehend von 08.00 Uhr bis 16.30 Uhr
Freitag durchgehend von 08.00 Uhr bis 15.00 Uhr

Während dieser Zeit erreichen Sie unser **Verkaufsteam** unter der Tel.-Nr. +49 (0) 201-899 24-0
Für Ihre **Fax-Bestellung** steht Ihnen die Fax-Nummer +49 (0) 201-899 24 124 zur Verfügung.
Per **Email** erreichen Sie uns unter Online-Shop@KS-Germany.com.

Unsere **AGB** stellen wir Ihnen gerne auf Anfrage zur Verfügung. Sie finden diese auch auf der Rückseite unseres Anschreibens sowie **online** unter www.profishop.online/allgemeine-geschaeftsbedingungen. Entgegenstehende Einkaufsbedingungen erkennen wir nicht an.

KS Licht- u. Elektrotechnik GmbH, Manderscheidstr. 8c, 45141 Essen

 **SLV Profishop**
EXPERIENCE LIGHT



KS Licht- u. Elektrotechnik GmbH
Manderscheidstr. 8c
45141 Essen

Tel.: +49 (0)201-89924-0
Fax: +49 (0)201-89924-124

Kostenlose Bestell-Hotline:
0800-5754248

Internet: www.Profishop.online
Email: Online-Shop@KS-Germany.com